

© THIS IS THE PROPERTY OF TASMEEM ENGINEERING AND IS NOT TO BE REPRODUCED, COPIED, HANDED OVER TO A THIRD PARTY OR USED FOR ANY PURPOSE OTHER THAN THAT FOR WHICH IT HAS BEEN LOANED WITHOUT WRITTEN PERMISSION.

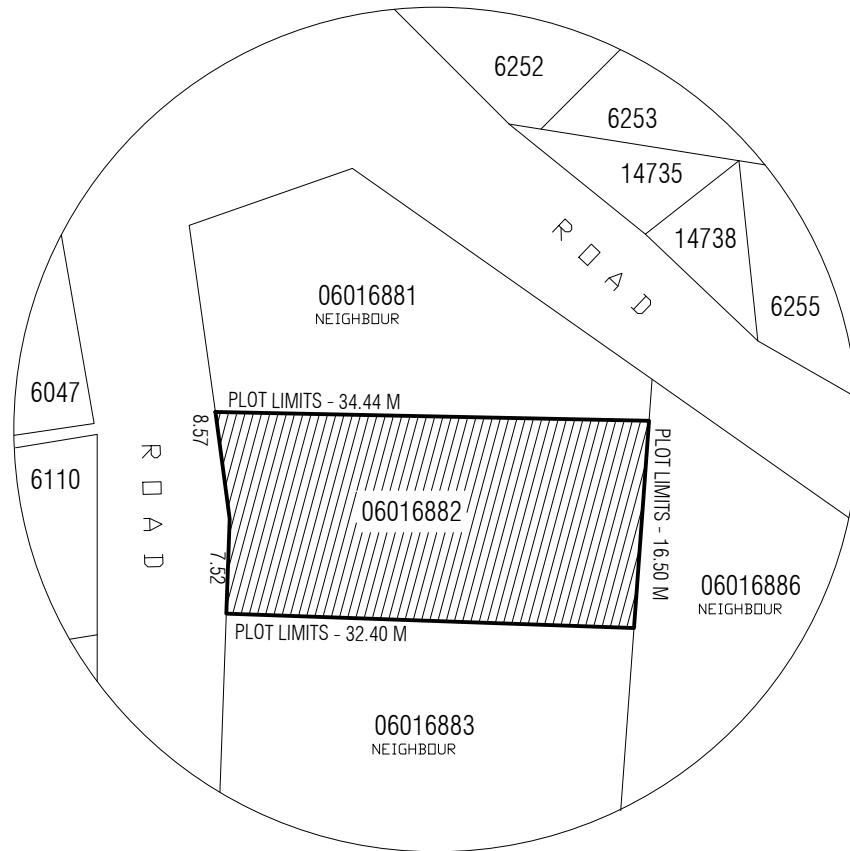
ATG-071-19-TMA

NOTES :

1. ALL DIMENSIONS ARE IN MILLIMETERS UNLESS OTHERWISE SPECIFIED.
2. DRAWINGS SHALL NOT BE SCALED, ALL DIMENSIONS ARE FINAL.
3. REFER TO ENLARGED DETAIL FOR MORE INFORMATION.
4. REFER TO SPECIFICATIONS FOR COMPLETE INFORMATION INCLUDING MATERIALS TO BE USED FOR FABRICATION.
5. PRIOR TO COMMENCING ANY WORK, CONTRACTOR SHALL VERIFY EXISTING SITE CONDITIONS, AND ESTABLISH DATUM POINTS INDICATED IN THE DRAWING. IN CASE OF DISCREPANCIES, CONSULTANT SHOULD BE NOTIFIED IMMEDIATELY BEFORE COMMENCING WORK.
6. NO OTHER DRAWINGS TO BE USED DURING CONSTRUCTION EXCEPT DRAWINGS SIGNED AND SEALED BY TASMEEM ENGINEERING BUREAU.

TABLE OF CONTENTS

SL. NO.	TITLE OF DRAWING	SHEET
ARCHITECTURAL AR		
1	LOCATION & SITE DEVELOPMENT PLAN	
2	TABLE OF CONTENT & AREA CALCULATION	
3	GROUND FLOOR PLAN	
4	FIRST FLOOR PLAN	
5	ROOF DECK PLAN	
6	TOP ROOF PLAN	
7	ELEVATIONS	
8	ELEVATIONS	
9	ELEVATIONS	
10	SECTION (A-A)	
11	DOOR AND WINDOW SCHEDULE	
12	BOUNDARY WALL & STAIRCASE DETAILS	
13	GF THERMAL INSULATION LAYOUT	
14	FF THERMAL INSULATION LAYOUT	
15	ROOF THERMAL INSULATION LAYOUT	
16	THERMAL INSULATION DETAIL	
17	THERMAL INSULATION DETAIL	
STRUCTURAL ST		
18	STRUCTURAL DETAILS-1	
19	GROUND FLOOR COLUMN LAYOUT	
20	FIRST FLOOR COLUMN LAYOUT	
21	ROOF DECK COLUMN LAYOUT	
22	FOUNDATION PLAN	
23	GRADE BEAM LAYOUT	
24	FIRST FLOOR FRAMING PLAN	
25	ROOF DECK FRAMING PLAN	
26	TOP ROOF FRAMING PLAN	
27	STRUCTURAL DETAILS-2	
28	STRUCTURAL DETAILS-3	
29	STRUCTURAL DETAILS-4	
30	STRUCTURAL DETAILS-5	
31	STRUCTURAL DETAILS-6	
32	STRUCTURAL DETAILS-7	
33	STRUCTURAL DETAILS-8	
34	STRUCTURAL DETAILS-9	
ELECTRICAL EL		
35	GROUND FLOOR ELECTRICAL PLAN	
36	ELECTRICAL STANDARD-1	
37	ELECTRICAL STANDARD-2	

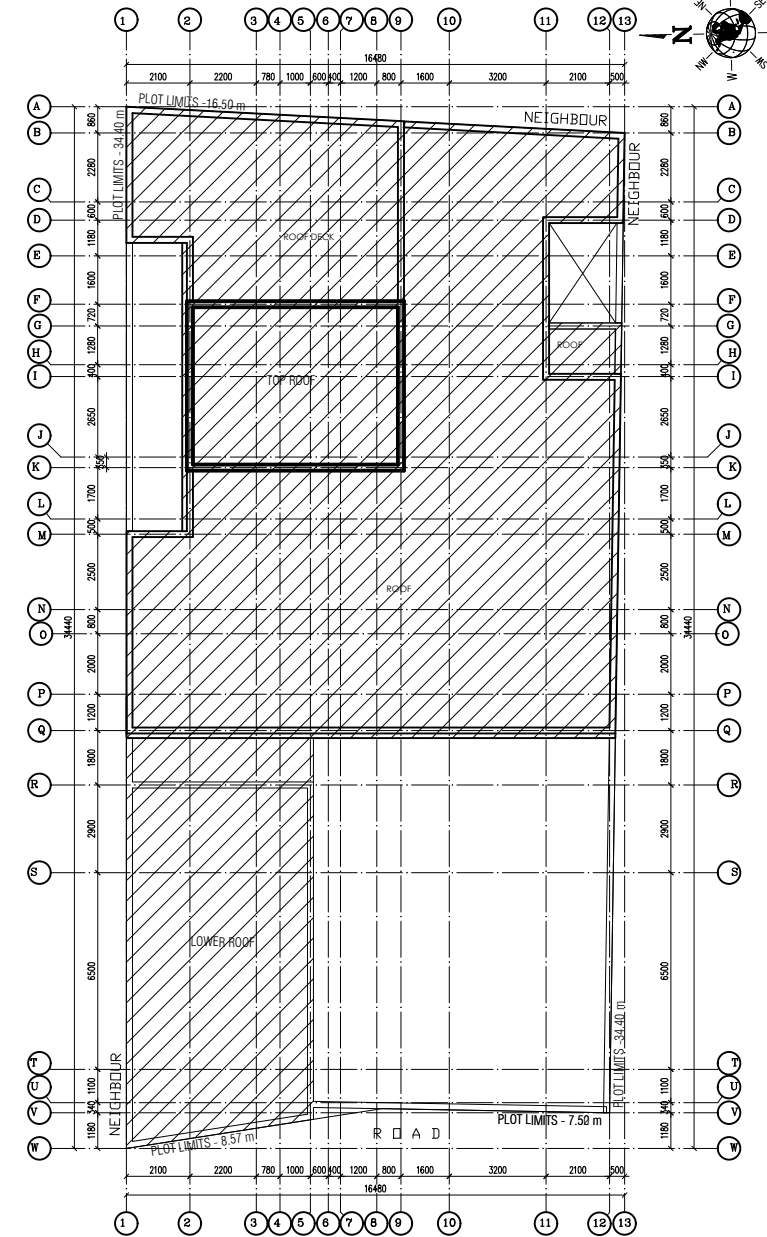


LOCATION PLAN
SCALE 1:600 M

DISTRIBUTION EXISTING OF BUILDING AREA / NET BUILDABLE AREA

FLOOR	MAIN BUILDING	STAIR & LIFT	SERVICE AREA	TOTAL	PERCENTAGE	NET BUILDABLE AREA
GROUND FLOOR	260.00SQ.M	24.00SQ.M	-	284.00SQ.M	49.00%	260.00SQ.M
FIRST FLOOR	247.00SQ.M	23.00SQ.M	-	270.00SQ.M	46.00%	261.00SQ.M
ROOF DECK	6.00SQ.M	34.00SQ.M	-	40.00SQ.M	1.00%	6.00SQ.M
TOTAL	513.00SQ.M	81.00SQ.M	-	594.00SQ.M	96.00%	527.00SQ.M

PLOT AREA(06016882): 536.0 SQ.M



SITE DEVELOPMENT PLAN
SCALE 1:300 M

DISTRIBUTION PROPOSED OF BUILDING AREA / NET BUILDABLE AREA

FLOOR	MAIN BUILDING	STAIR & LIFT	SERVICE AREA	TOTAL	PERCENTAGE	NET BUILDABLE AREA
GROUND FLOOR	72.50 SQM	-	-	72.50SQ.M	13.50%	72.50 SQM
FIRST FLOOR	13.50 SQM	-	-	13.50SQ.M	2.50%	13.50 SQM
SECOND FLOOR	53.00 SQM	-	-	53.00 SQM	10.00%	53.00 SQM
ROOF FLOOR	-	34.00 SQM	06.00 SQM	40.00 SQM	-	-
TOTAL	139.00 SQM	34.00 SQM	06.00SQ.M	179.00SQ.M	26.00%	139.00 SQM

PLOT AREA(06016882): 536.0 SQ.M

REVISIONS

SL. NO.	DATE	DESCRIPTION	DRAWN BY.
1	18-8-2020	AMENDMENT	ARCH.FATIMA

TASMEEM ENGINEERING
ARCHITECTS & ENGINEERS
C. R. No. 87367-2, EPP L&L BN/197
P.O. Box No. 33130, Tel: (+973) 17002172
Tubli - Kingdom of Bahrain
info@tasmeemeng.com / tasmeem@batelco.com.bh
www.tasmeemeng.com / instagram:tasmeem_bh

PROJECT
TWO STOREY VILLA

LOCATION:
EKER, KINGDOM OF BAHRAIN

CLIENT:
Mr. EBRAHIM HABIB ALMUGHANI

DRAWING TITLE
SITE DEVELOPMENT & LOCATION PLAN

SCALE(A3) AS SHOWN	DATE NOVEMBER 2019	JOB No. TMA-071-19
-----------------------	-----------------------	-----------------------

DRAWN BY: MUHAMMED MUSTHAFA FILE - TMA-071-19

CHECKED BY: FATIMA ALMUSAWI

ARCHITECT DR. HASSAN RADHI	STRUCTURAL ENG. SYED MUJEEB	DRAWING No. 01 16
-------------------------------	--------------------------------	---------------------------------------

© THIS IS THE PROPERTY OF TASMEEM ENGINEERING AND IS NOT TO BE REPRODUCED, COPIED, HANDED OVER TO A THIRD PARTY OR USED FOR ANY PURPOSE OTHER THAN THAT FOR WHICH IT HAS BEEN LOANED WITHOUT WRITTEN PERMISSION.

ATG-071-19-TMA

NOTES :

1. ALL DIMENSIONS ARE IN MILLIMETERS UNLESS OTHERWISE SPECIFIED.
2. DRAWINGS SHALL NOT BE SCALED, ALL DIMENSIONS ARE FINAL.
3. REFER TO ENLARGED DETAIL FOR MORE INFORMATION.
4. REFER TO SPECIFICATIONS FOR COMPLETE INFORMATION INCLUDING MATERIALS TO BE USED FOR FABRICATION.
5. PRIOR TO COMMENCING ANY WORK, CONTRACTOR SHALL VERIFY EXISTING SITE CONDITIONS, AND ESTABLISH DATUM POINTS INDICATED IN THE DRAWING. IN CASE OF DISCREPANCIES, CONSULTANT SHOULD BE NOTIFIED IMMEDIATELY BEFORE COMMENCING WORK.
6. NO OTHER DRAWINGS TO BE USED DURING CONSTRUCTION EXCEPT DRAWINGS SIGNED AND SEALED BY TASMEEM ENGINEERING BUREAU.

REVISIONS

SL.NO	DATE	DESCRIPTION	DRAWN BY.
1	18-8-2020	AMENDMENT	ARCH.FATIMA

TASMEEM ENGINEERING
 مهندسون ومهندسون
ARCHITECTS & ENGINEERS
 C. R. No. 87367-2, EPP L&L BN/197
 P.O.Box No.33130, Tel: (+973)17002172
 Tubli - Kingdom of Bahrain
 info@tasmeemeng.com / tasmeem@batelco.com.bh
 www.tasmeemeng.com / instagram:tasmeem_bh

PROJECT
TWO STOREY VILLA

LOCATION.
EKER , KINGDOM OF BAHRAIN

CLIENT :
Mr. EBRAHIM HABIB ALMUGHANI

DRAWING TITLE
GROUND FLOOR PLAN
FIRST FLOOR PLAN

SCALE(A3) 1:150	DATE NOVEMBER 2019	JOB No. TMA-071-19
--------------------	-----------------------	-----------------------

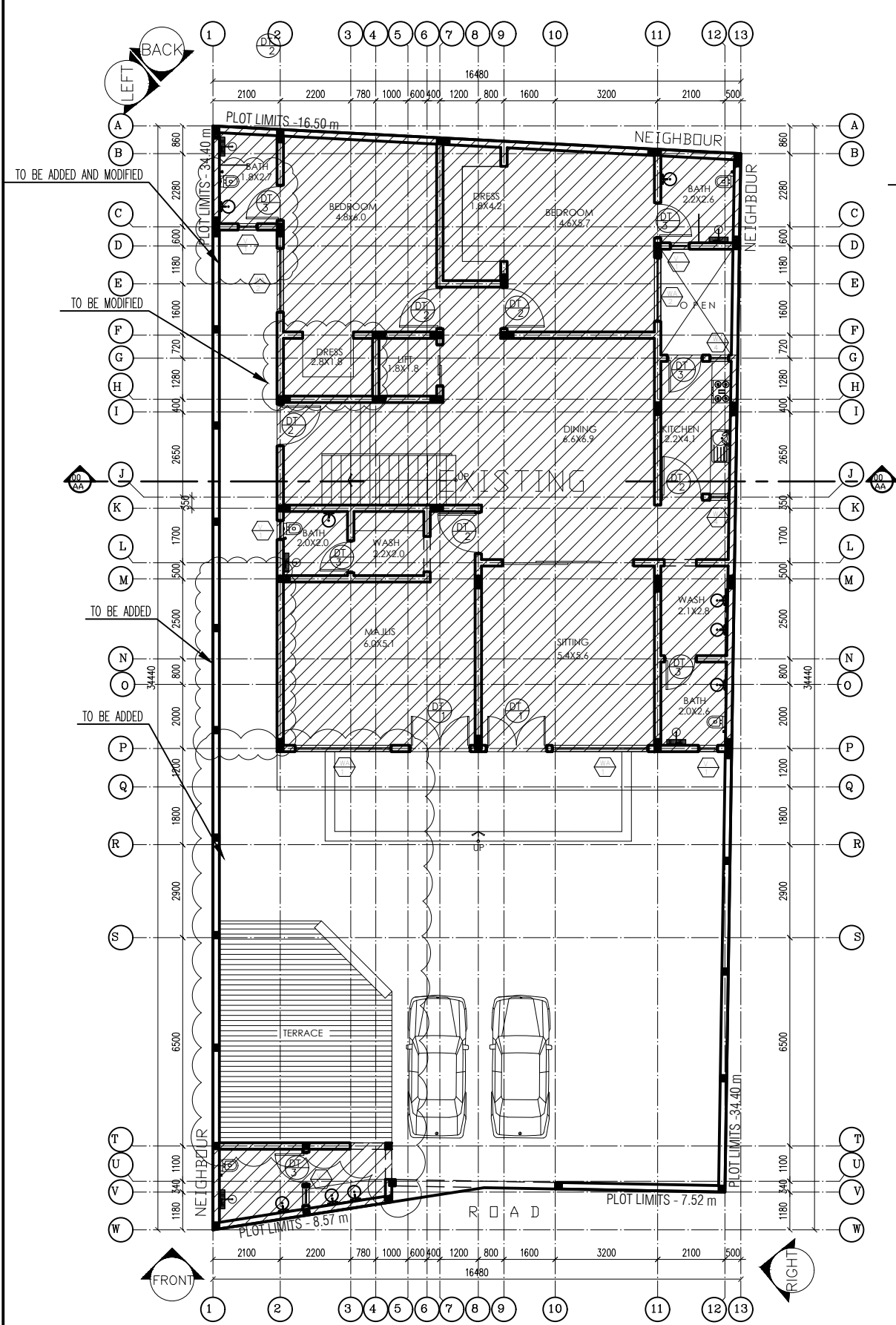
DRAWN BY: MUHAMMED MUSTHAFA FILE - TMA-071-19

CHECKED BY: FATIMA ALMUSAWI

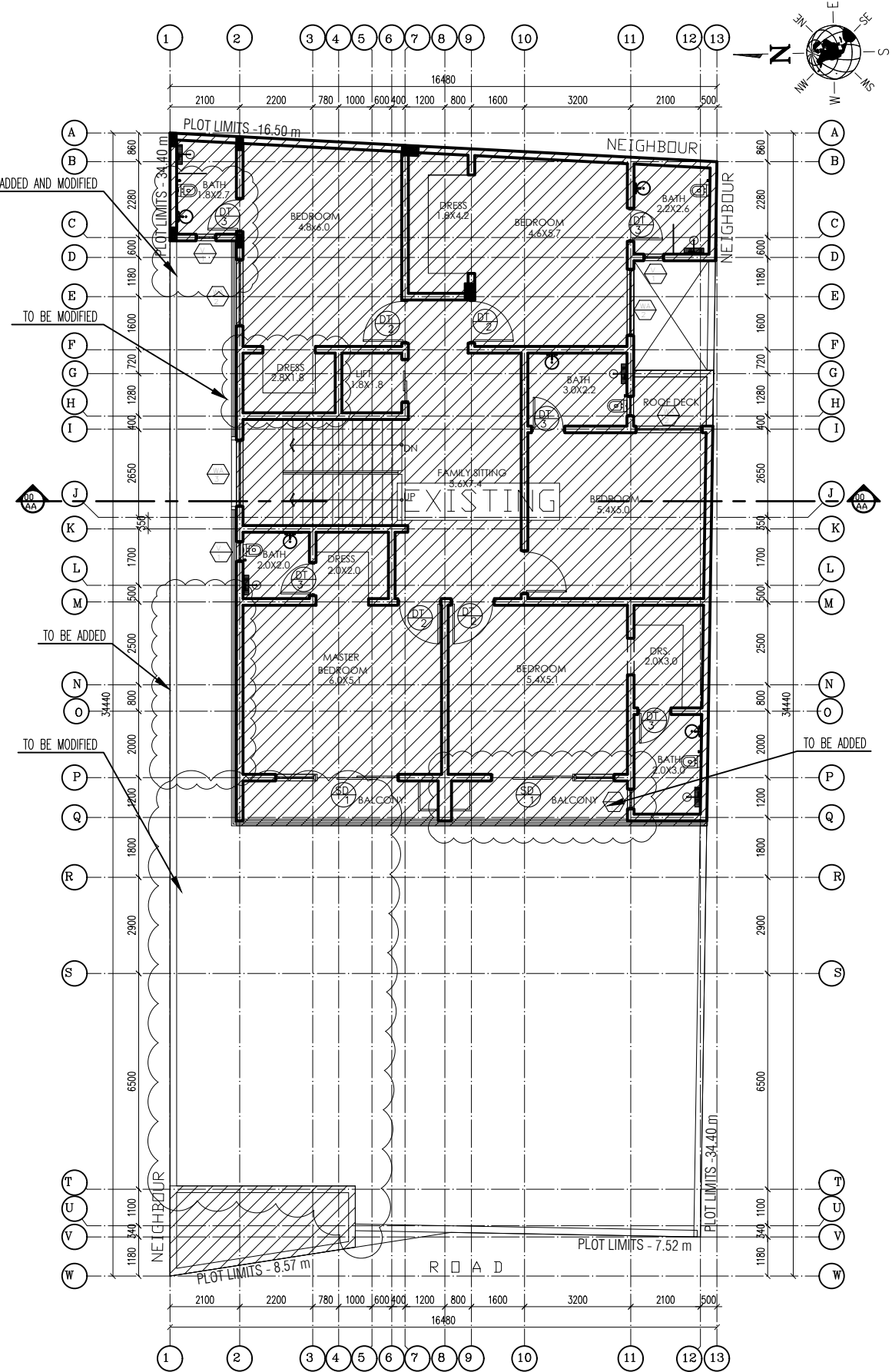
ARCHITECT DR.HASSAN RADHI	STRUCTURAL ENG. SYED MUJEEB
------------------------------	--------------------------------

DRAWING No.

02
16



EXISTING GROUND FLOOR PLAN
 TMA071 A W1 SCALE 1:175 M



EXISTING FIRST FLOOR PLAN
 TMA071 A W1 SCALE 1:175 M

© THIS IS THE PROPERTY OF TASMEEM ENGINEERING AND IS NOT TO BE REPRODUCED, COPIED, HANDED OVER TO A THIRD PARTY OR USED FOR ANY PURPOSE OTHER THAN THAT FOR WHICH IT HAS BEEN LOANED WITHOUT WRITTEN PERMISSION.

ATG-071-19-TMA

NOTES :

1. ALL DIMENSIONS ARE IN MILLIMETERS UNLESS OTHERWISE SPECIFIED.
2. DRAWINGS SHALL NOT BE SCALED, ALL DIMENSIONS ARE FINAL.
3. REFER TO ENLARGED DETAIL FOR MORE INFORMATION.
4. REFER TO SPECIFICATIONS FOR COMPLETE INFORMATION INCLUDING MATERIALS TO BE USED FOR FABRICATION.
5. PRIOR TO COMMENCING ANY WORK, CONTRACTOR SHALL VERIFY EXISTING SITE CONDITIONS, AND ESTABLISH DATUM POINTS INDICATED IN THE DRAWING. IN CASE OF DISCREPANCIES, CONSULTANT SHOULD BE NOTIFIED IMMEDIATELY BEFORE COMMENCING WORK.
6. NO OTHER DRAWINGS TO BE USED DURING CONSTRUCTION EXCEPT DRAWINGS SIGNED AND SEALED BY TASMEEM ENGINEERING BUREAU.

REVISIONS

SL.NO	DATE	DESCRIPTION	DRAWN BY.
1	18-8-2020	AMENDMENT	ARCH.FATIMA

TASMEEM ENGINEERING
 مهندسون ومهندسون
ARCHITECTS & ENGINEERS
 C. R. No. 87367-2, EPP L&L BN/197
 P.O.Box No.33130, Tel: (+973)17002172
 Tubli - Kingdom of Bahrain
 info@tasmeemeng.com / tasmeem@batelco.com.bh
 www.tasmeemeng.com / instagram:tasmeem_bh

PROJECT
TWO STOREY VILLA

LOCATION.
EKER, KINGDOM OF BAHRAIN

CLIENT :
Mr. EBRAHIM HABIB ALMUGHANI

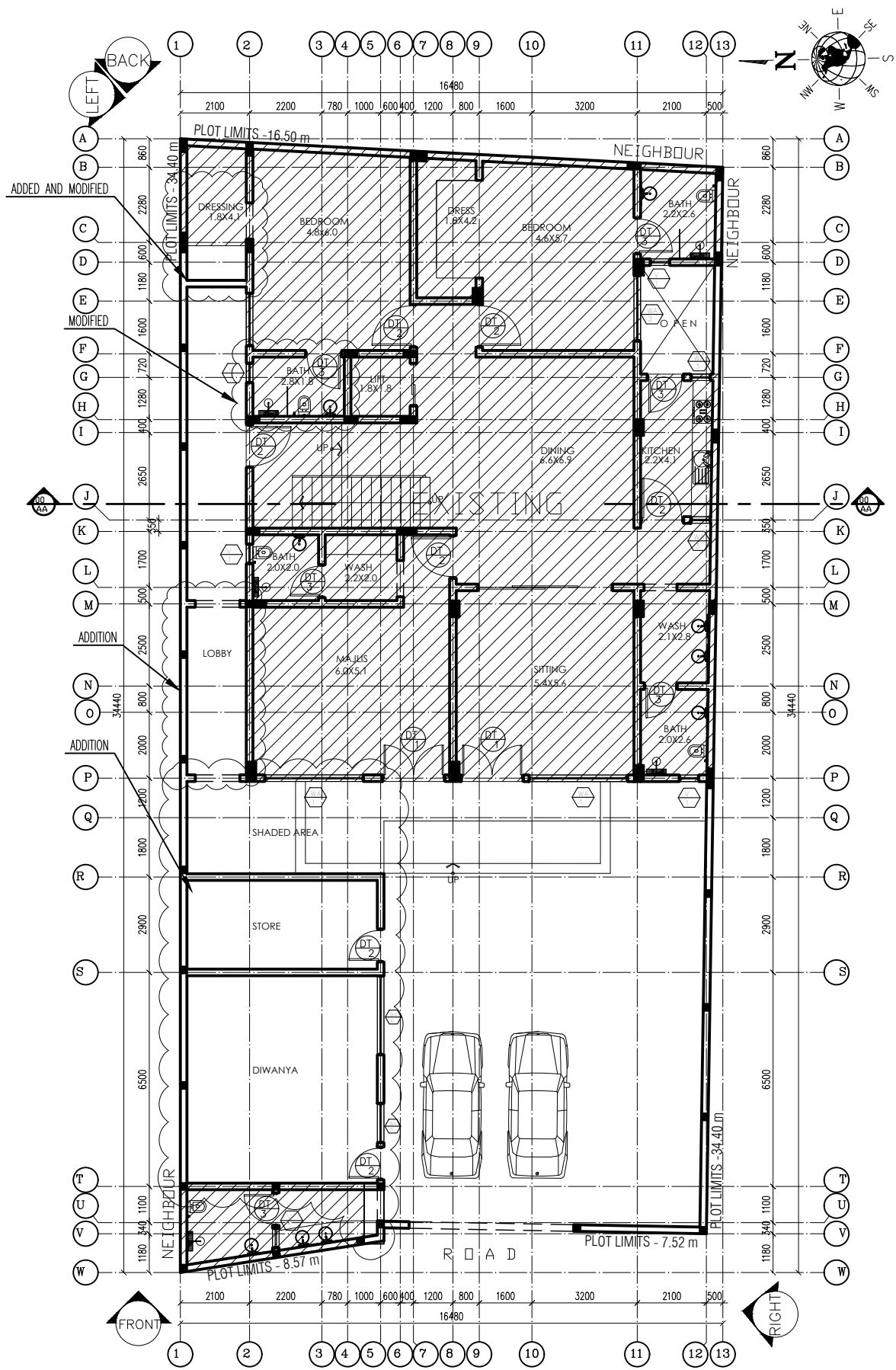
DRAWING TITLE
GROUND FLOOR PLAN
FIRST FLOOR PLAN

SCALE(A3) 1:150	DATE NOVEMBER 2019	JOB No. TMA-071-19
--------------------	-----------------------	-----------------------

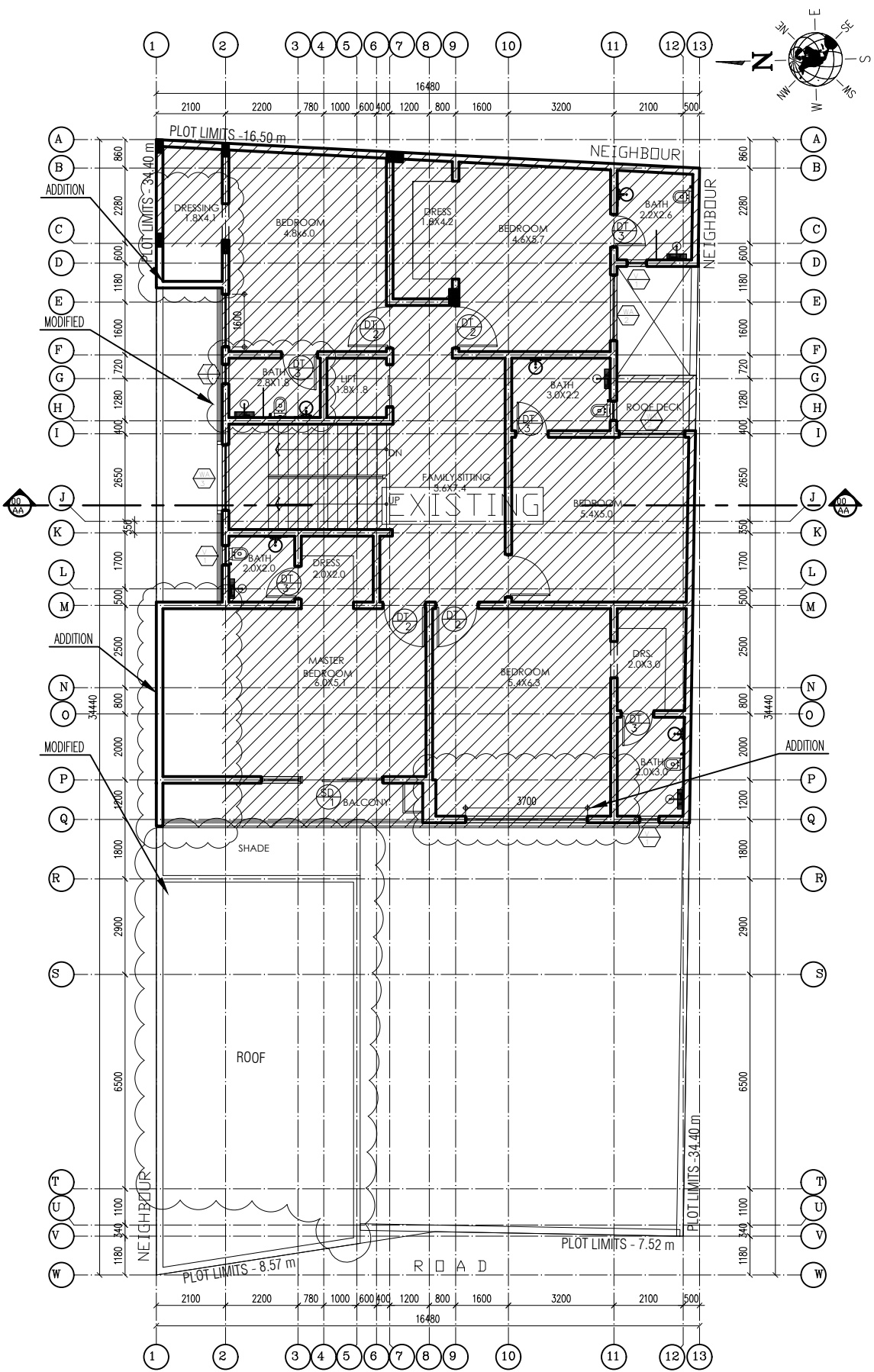
DRAWN BY: MUHAMMED MUSTHAFA FILE - TMA-071-19

CHECKED BY: FATIMA ALMUSAWI

ARCHITECT DR.HASSAN RADHI	STRUCTURAL ENG. SYED MUJEEB	DRAWING No. AR 03 16
------------------------------	--------------------------------	--------------------------------------



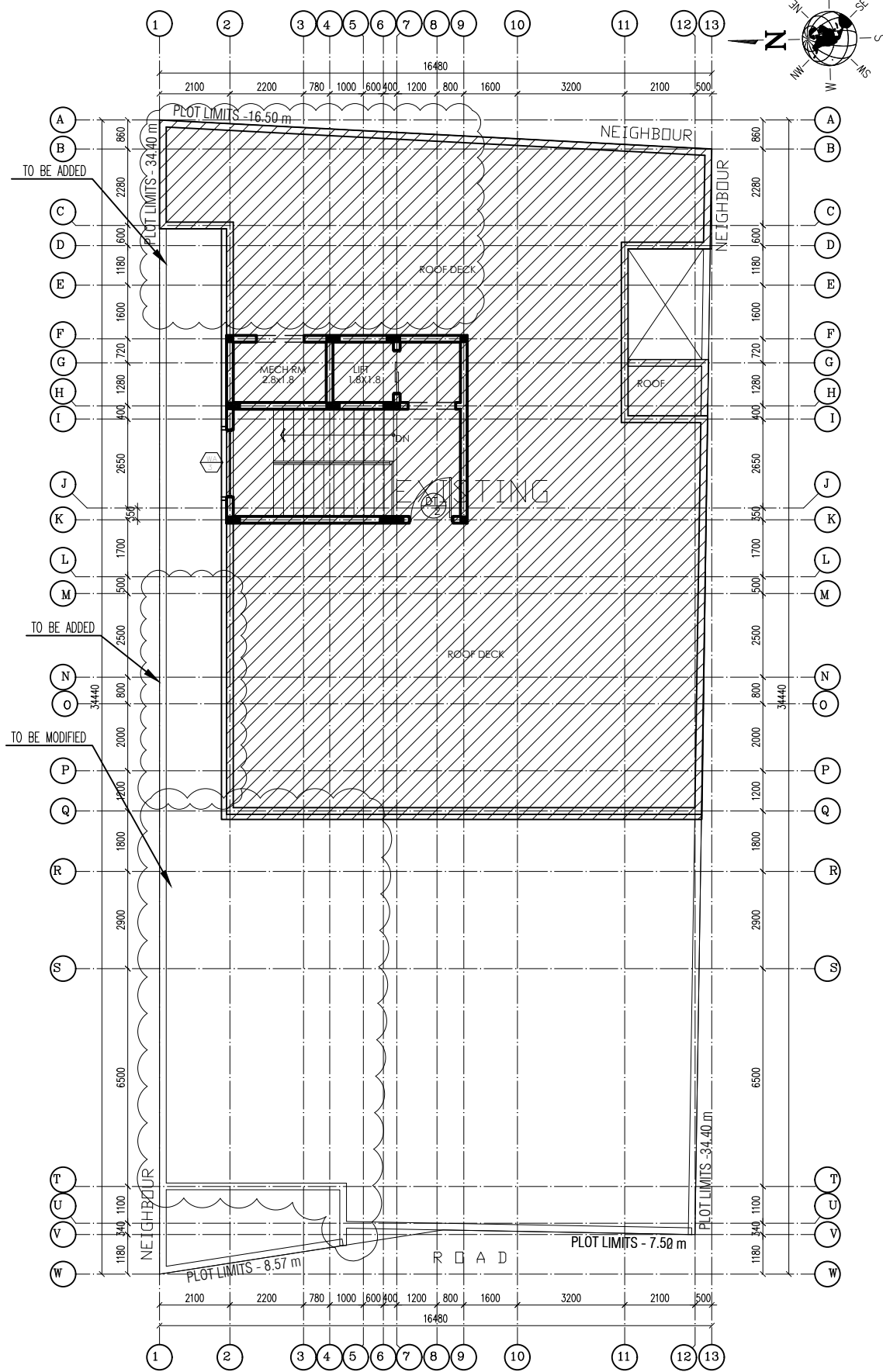
TMA071
A W1
PROPOSED GROUND FLOOR PLAN
SCALE 1:175 M



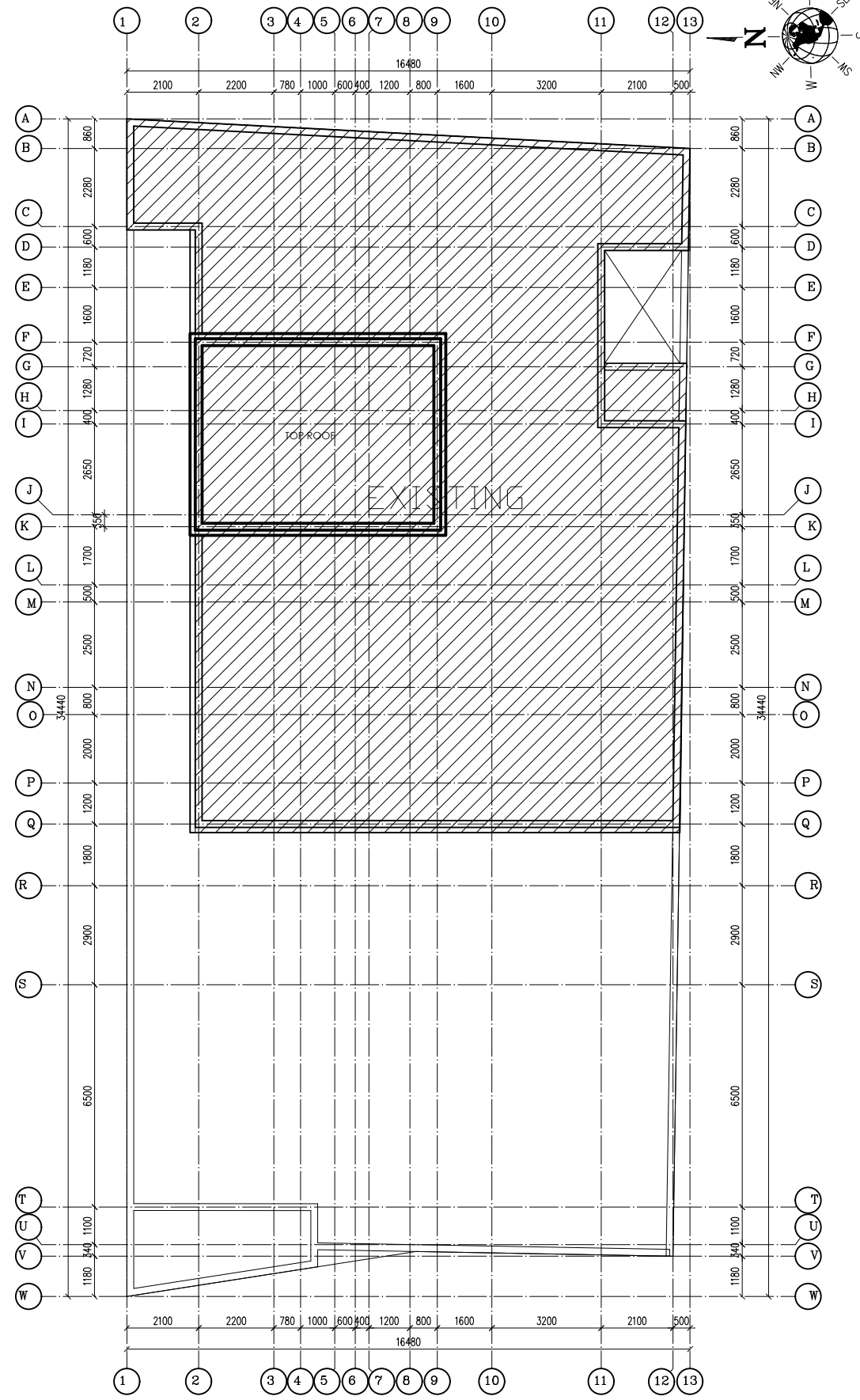
TMA071
A W1
PROPOSED FIRST FLOOR PLAN
SCALE 1:175 M

© THIS IS THE PROPERTY OF TASMEEM ENGINEERING AND IS NOT TO BE REPRODUCED, COPIED, HANDED OVER TO A THIRD PARTY OR USED FOR ANY PURPOSE OTHER THAN THAT FOR WHICH IT HAS BEEN LOANED WITHOUT WRITTEN PERMISSION.

ATG-071-19-TMA



TMA071
A W1
SCALE 1:175 M
EXISTING ROOF DECK PLAN



TMA071
A W1
SCALE 1:175 M
EXISTING TOP ROOF PLAN

NOTES :

1. ALL DIMENSIONS ARE IN MILLIMETERS UNLESS OTHERWISE SPECIFIED.
2. DRAWINGS SHALL NOT BE SCALED, ALL DIMENSIONS ARE FINAL.
3. REFER TO ENLARGED DETAIL FOR MORE INFORMATION.
4. REFER TO SPECIFICATIONS FOR COMPLETE INFORMATION INCLUDING MATERIALS TO BE USED FOR FABRICATION.
5. PRIOR TO COMMENCING ANY WORK, CONTRACTOR SHALL VERIFY EXISTING SITE CONDITIONS, AND ESTABLISH DATUM POINTS INDICATED IN THE DRAWING. IN CASE OF DISCREPANCIES, CONSULTANT SHOULD BE NOTIFIED IMMEDIATELY BEFORE COMMENCING WORK.
6. NO OTHER DRAWINGS TO BE USED DURING CONSTRUCTION EXCEPT DRAWINGS SIGNED AND SEALED BY TASMEEM ENGINEERING BUREAU.

REVISIONS

SL.NO	DATE	DESCRIPTION	DRAWN BY.
1	18-8-2020	AMENDMENT	ARCH.FATIMA

TASMEEM ENGINEERING

مهندسون ومهندسون

ARCHITECTS & ENGINEERS

C. R. No. 87367-2, EPP L&L BN/197
P.O.Box No.33130, Tel: (+973)17002172
Tubli - Kingdom of Bahrain
info@tasmeemeng.com / tasmeem@batelco.com.bh
www.tasmeemeng.com / instagram:tasmeem_bh

PROJECT
TWO STOREY VILLA

LOCATION:
EKER , KINGDOM OF BAHRAIN

CLIENT :
Mr. EBRAHIM HABIB ALMUGHANI

DRAWING TITLE
**ROOF DECK PLAN
TOP ROOF PLAN**

SCALE(A3) 1:150	DATE NOVEMBER 2019	JOB No. TMA-071-19
--------------------	-----------------------	-----------------------

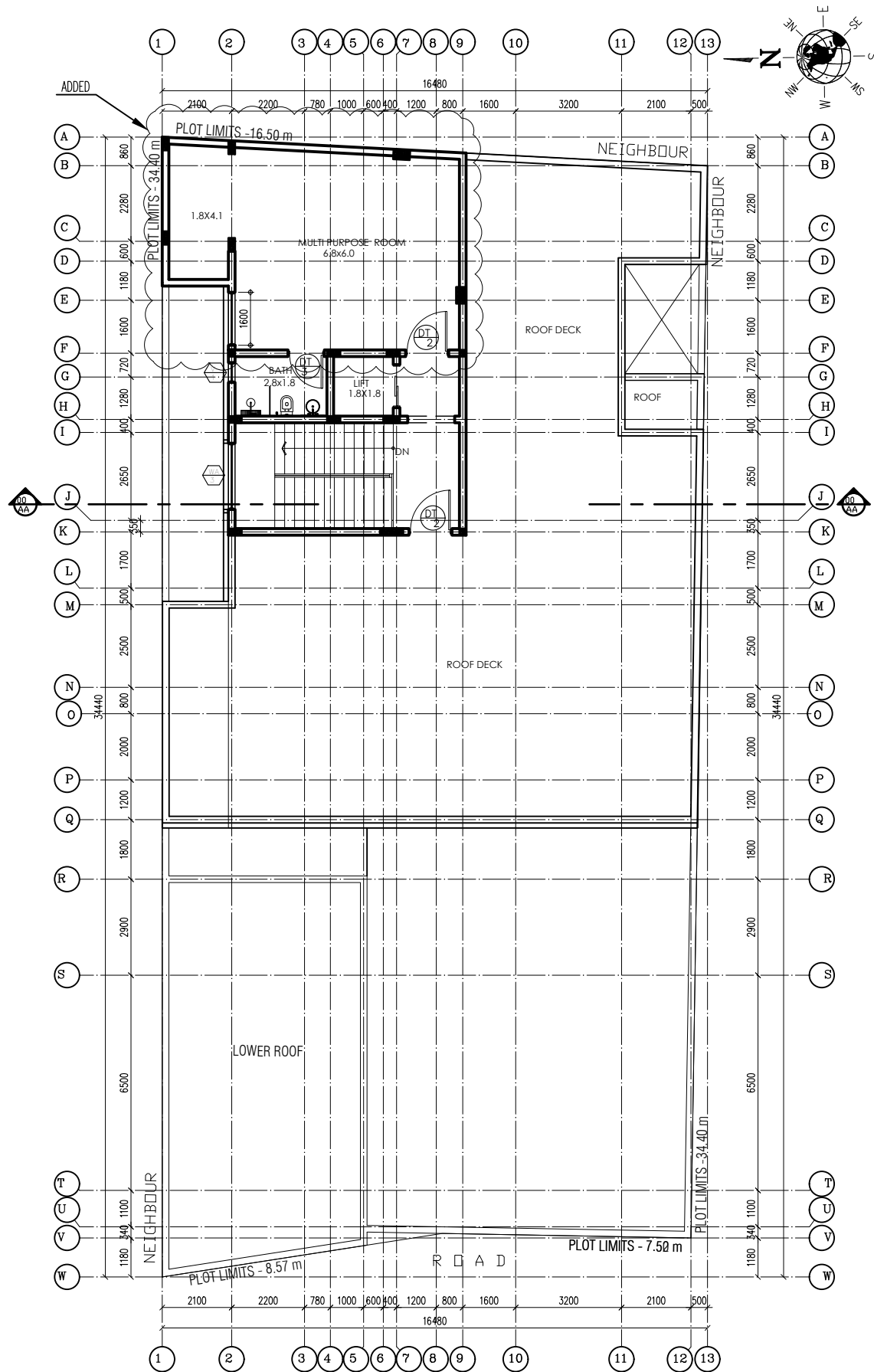
DRAWN BY: MUHAMMED MUSTHAFA FILE - TMA-071-19

CHECKED BY: FATIMA ALMUSAWI

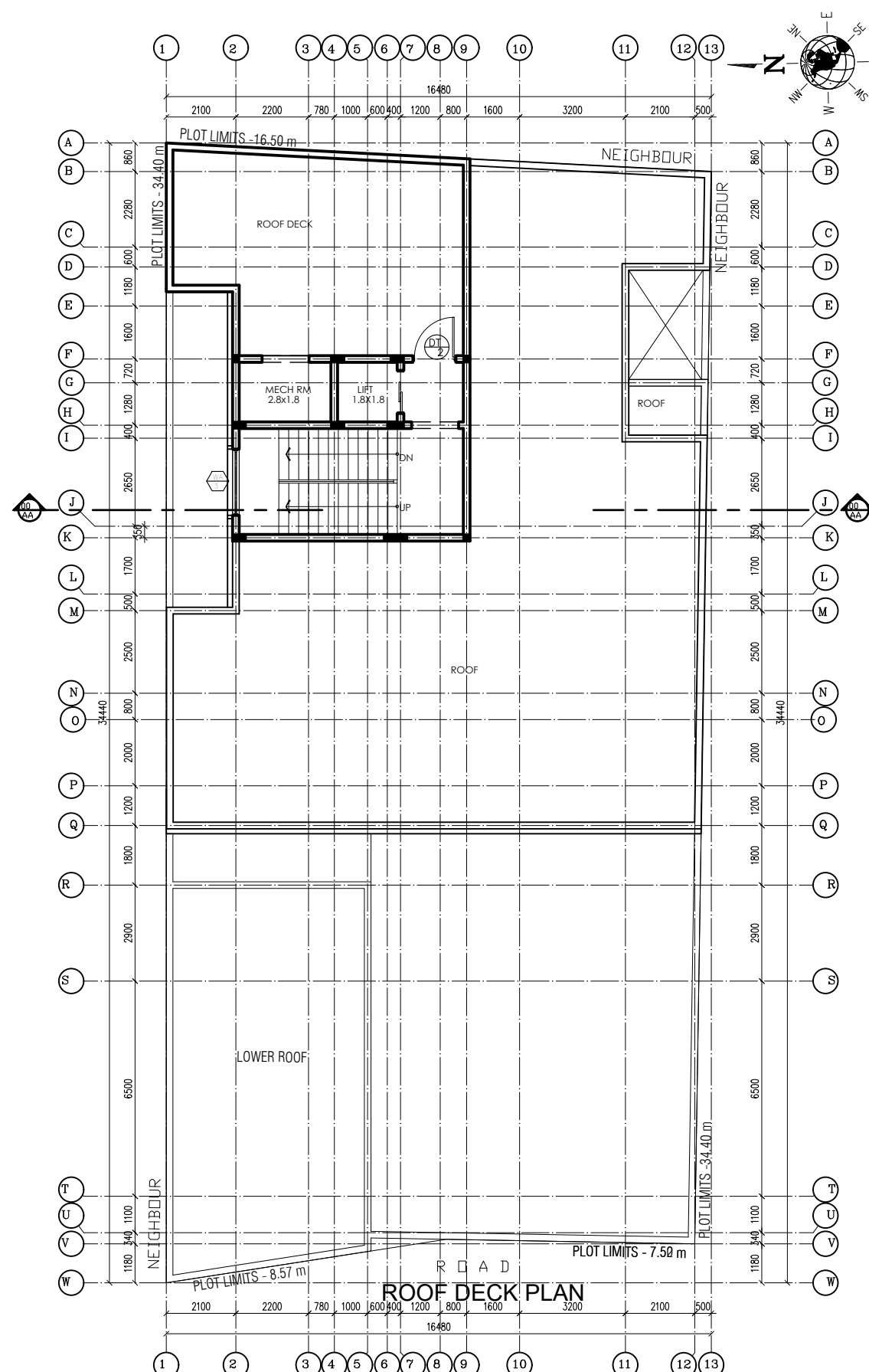
<p>ARCHITECT DR. HASSAN RADHI</p>	<p>STRUCTURAL ENG. SYED MUJEEB</p>
<p>DRAWING No.</p> <div style="border: 1px solid black; padding: 2px; display: inline-block;">AR</div> <div style="border: 1px solid black; padding: 2px; display: inline-block;">04</div> <div style="border: 1px solid black; padding: 2px; display: inline-block;">16</div>	

© THIS IS THE PROPERTY OF TASMEEM ENGINEERING AND IS NOT TO BE REPRODUCED, COPIED, HANDED OVER TO A THIRD PARTY OR USED FOR ANY PURPOSE OTHER THAN THAT FOR WHICH IT HAS BEEN LOANED WITHOUT WRITTEN PERMISSION.

ATG-071-19-TMA



TMA071
A W1
PROPOSED SECOND FLOOR PLAN
SCALE 1:175 M



TMA071
A W1
PROPOSED ROOF DECK PLAN
SCALE 1:175 M

NOTES :

1. ALL DIMENSIONS ARE IN MILLIMETERS UNLESS OTHERWISE SPECIFIED.
2. DRAWINGS SHALL NOT BE SCALED, ALL DIMENSIONS ARE FINAL.
3. REFER TO ENLARGED DETAIL FOR MORE INFORMATION.
4. REFER TO SPECIFICATIONS FOR COMPLETE INFORMATION INCLUDING MATERIALS TO BE USED FOR FABRICATION.
5. PRIOR TO COMMENCING ANY WORK, CONTRACTOR SHALL VERIFY EXISTING SITE CONDITIONS, AND ESTABLISH DATUM POINTS INDICATED IN THE DRAWING. IN CASE OF DISCREPANCIES, CONSULTANT SHOULD BE NOTIFIED IMMEDIATELY BEFORE COMMENCING WORK.
6. NO OTHER DRAWINGS TO BE USED DURING CONSTRUCTION EXCEPT DRAWINGS SIGNED AND SEALED BY TASMEEM ENGINEERING BUREAU.

REVISIONS

SL.NO	DATE	DESCRIPTION	DRAWN BY.
1	18-8-2020	AMENDMENT	ARCH.FATIMA

TASMEEM ENGINEERING
 مهندسون ومهندسون
ARCHITECTS & ENGINEERS
 C. R. No. 87367-2, EPP L&L BN/197
 P.O.Box No.33130, Tel: (+973)17002172
 Tubli - Kingdom of Bahrain
 info@tasmeemeng.com / tasmeem@batelco.com.bh
 www.tasmeemeng.com / instagram:tasmeem_bh

PROJECT
TWO STOREY VILLA

LOCATION:
EKER , KINGDOM OF BAHRAIN

CLIENT :
Mr. EBRAHIM HABIB ALMUGHANI

DRAWING TITLE
**ROOF DECK PLAN
TOP ROOF PLAN**

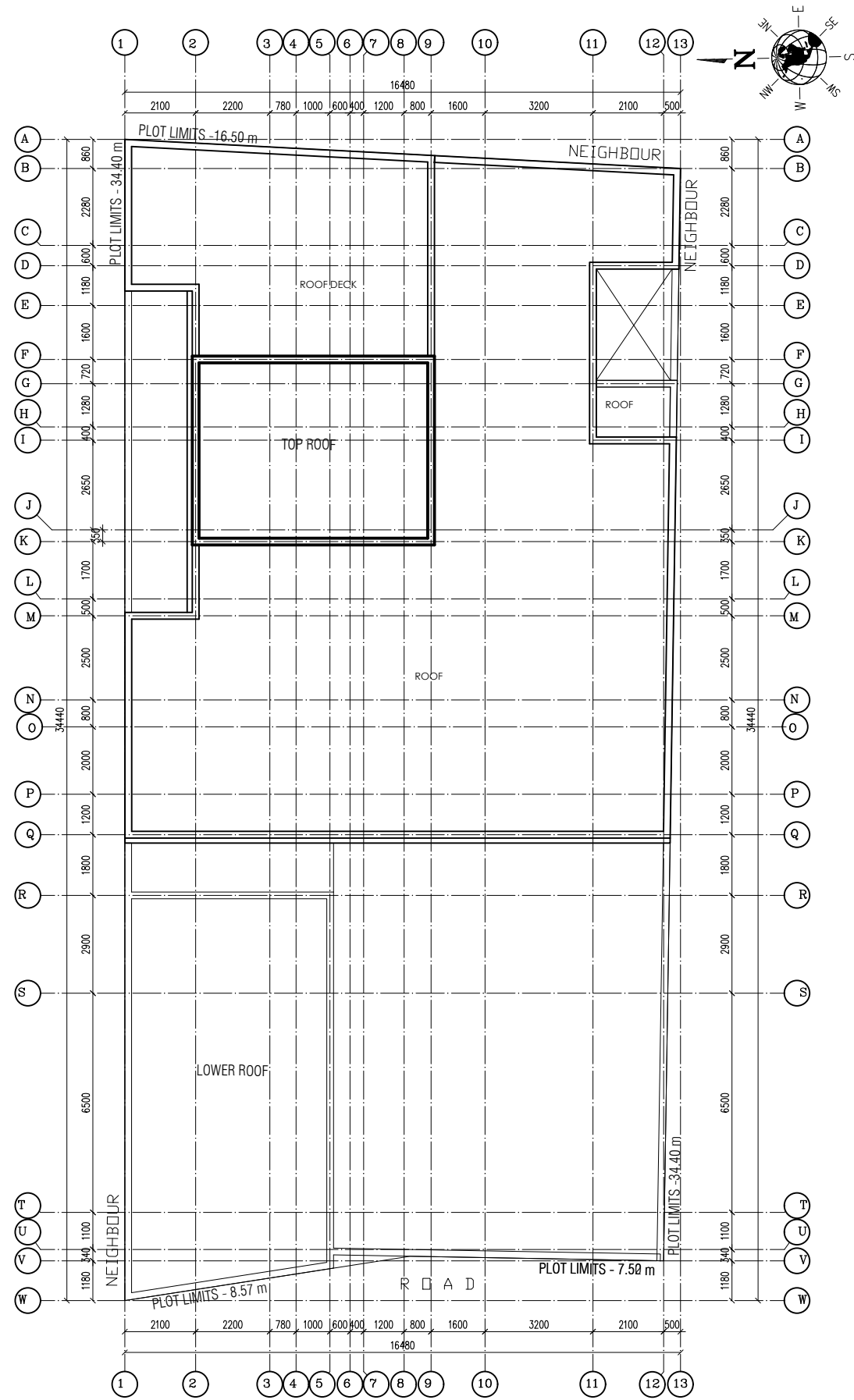
SCALE(A3) 1:150	DATE NOVEMBER 2019	JOB No. TMA-071-19
--------------------	-----------------------	-----------------------

DRAWN BY: MUHAMMED MUSTHAFA FILE - TMA-071-19

CHECKED BY: FATIMA ALMUSAWI	DRAWING No.
ARCHITECT DR.HASSAN RADHI	STRUCTURAL ENG. SYED MUJEEB

© THIS IS THE PROPERTY OF TASMEEM ENGINEERING AND IS NOT TO BE REPRODUCED, COPIED, HANDED OVER TO A THIRD PARTY OR USED FOR ANY PURPOSE OTHER THAN THAT FOR WHICH IT HAS BEEN LOANED WITHOUT WRITTEN PERMISSION.

ATG-071-19-TMA



TMA071
A W1
SCALE 1:175 M
PROPOSED TOP ROOF PLAN

NOTES :

1. ALL DIMENSIONS ARE IN MILLIMETERS UNLESS OTHERWISE SPECIFIED.
2. DRAWINGS SHALL NOT BE SCALED, ALL DIMENSIONS ARE FINAL.
3. REFER TO ENLARGED DETAIL FOR MORE INFORMATION.
4. REFER TO SPECIFICATIONS FOR COMPLETE INFORMATION INCLUDING MATERIALS TO BE USED FOR FABRICATION.
5. PRIOR TO COMMENCING ANY WORK, CONTRACTOR SHALL VERIFY EXISTING SITE CONDITIONS, AND ESTABLISH DATUM POINTS INDICATED IN THE DRAWING. IN CASE OF DISCREPANCIES, CONSULTANT SHOULD BE NOTIFIED IMMEDIATELY BEFORE COMMENCING WORK.
6. NO OTHER DRAWINGS TO BE USED DURING CONSTRUCTION EXCEPT DRAWINGS SIGNED AND SEALED BY TASMEEM ENGINEERING BUREAU.

REVISIONS

SL.NO	DATE	DESCRIPTION	DRAWN BY.
1	18-8-2020	AMENDMENT	ARCH.FATIMA

TASMEEM ENGINEERING

مهندسون ومهندسون

ARCHITECTS & ENGINEERS

C. R. No. 87367-2, EPP L&B/197
P.O.Box No.33130, Tel: (+973)17002172
Tubli - Kingdom of Bahrain
info@tasmeemeng.com / tasmeem@batelco.com.bh
www.tasmeemeng.com / instagram:tasmeem_bh

PROJECT
TWO STOREY VILLA

LOCATION.
EKER , KINGDOM OF BAHRAIN

CLIENT :
Mr. EBRAHIM HABIB ALMUGHANI

DRAWING TITLE
**ROOF DECK PLAN
TOP ROOF PLAN**

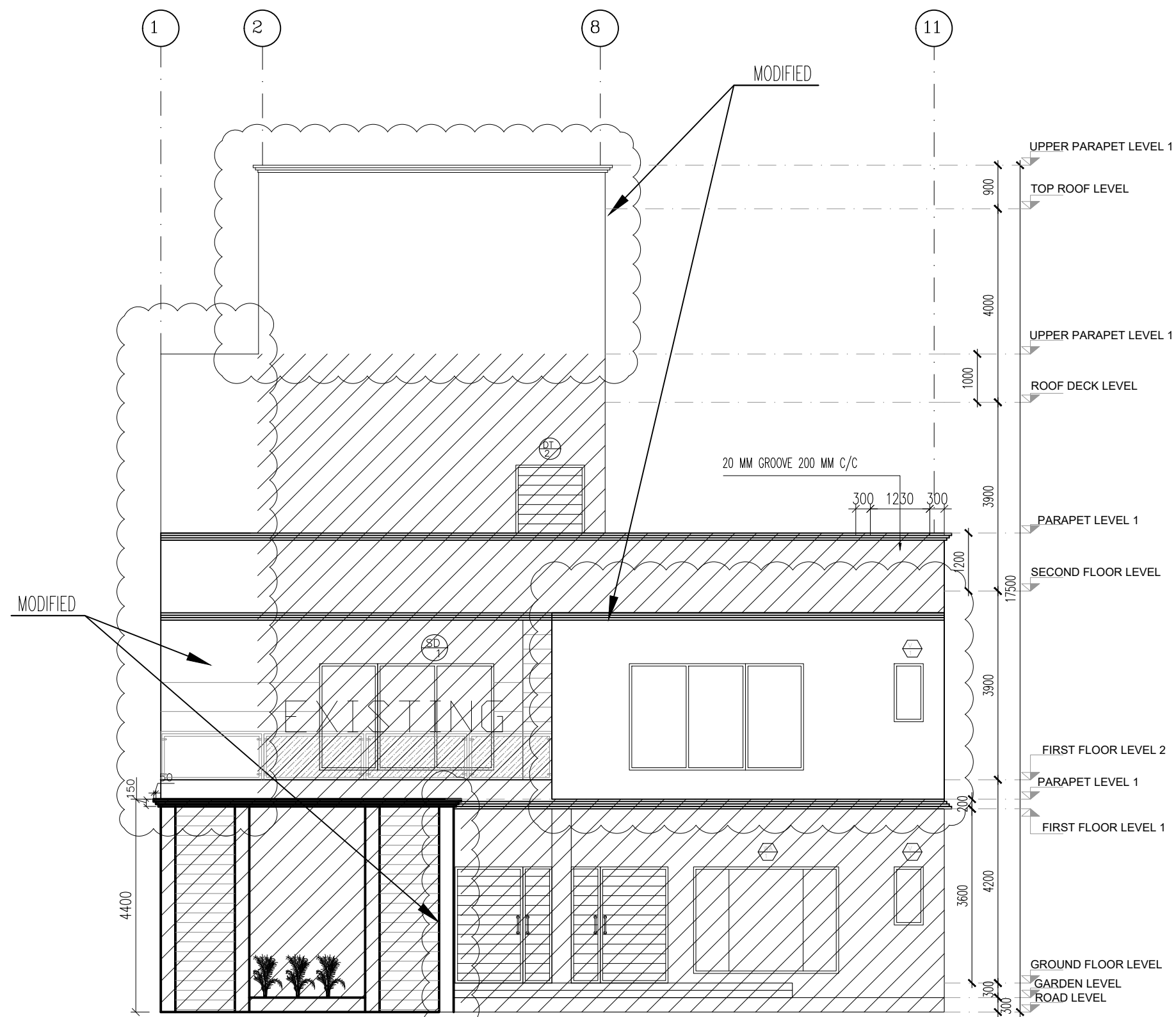
SCALE(A3) 1:150	DATE NOVEMBER 2019	JOB No. TMA-071-19
--------------------	-----------------------	-----------------------

DRAWN BY: MUHAMMED MUSTHAFA
FILE - TMA-071-19

CHECKED BY: FATIMA ALMUSAWI	DRAWING No.
	(AR)
	06 16
ARCHITECT DR. HASSAN RADHI	STRUCTURAL ENG. SYED MUJEEB

© THIS IS THE PROPERTY OF TASMEEM ENGINEERING AND IS NOT TO BE REPRODUCED, COPIED, HANDED OVER TO A THIRD PARTY OR USED FOR ANY PURPOSE OTHER THAN THAT FOR WHICH IT HAS BEEN LOANED WITHOUT WRITTEN PERMISSION.

ATG-071-19-TMA



TMA071
A W1
FRONT ELEVATION
SCALE 1:100 M

- NOTES :**
1. ALL DIMENSIONS ARE IN MILLIMETERS UNLESS OTHERWISE SPECIFIED.
 2. DRAWINGS SHALL NOT BE SCALED, ALL DIMENSIONS ARE FINAL.
 3. REFER TO ENLARGED DETAIL FOR MORE INFORMATION.
 4. REFER TO SPECIFICATIONS FOR COMPLETE INFORMATION INCLUDING MATERIALS TO BE USED FOR FABRICATION.
 5. PRIOR TO COMMENCING ANY WORK, CONTRACTOR SHALL VERIFY EXISTING SITE CONDITIONS, AND ESTABLISH DATUM POINTS INDICATED IN THE DRAWING. IN CASE OF DISCREPANCIES, CONSULTANT SHOULD BE NOTIFIED IMMEDIATELY BEFORE COMMENCING WORK.
 6. NO OTHER DRAWINGS TO BE USED DURING CONSTRUCTION EXCEPT DRAWINGS SIGNED AND SEALED BY TASMEEM ENGINEERING BUREAU.

REVISIONS

SL. NO.	DATE	DESCRIPTION	DRAWN BY.
1	18-8-2020	AMENDMENT	ARCH. FATIMA

TASMEEM ENGINEERING
ARCHITECTS & ENGINEERS
C. R. No. 87367-2, EPP L& BN/197
P.O. Box No. 33130, Tel: (+973) 17002172
Tubli - Kingdom of Bahrain
info@tasmeemeng.com / tasmeem@batelco.com.bh
www.tasmeemeng.com / instagram:tasmeem_bh

PROJECT
TWO STOREY VILLA

LOCATION:
EKER, KINGDOM OF BAHRAIN


CLIENT :
Mr. EBRAHIM HABIB ALMUGHANI

DRAWING TITLE
FRONT SIDE ELEVATION

SCALE(A3) 1:75	DATE NOVEMBER 2019	JOB No. TMA-071-19
-------------------	-----------------------	-----------------------

DRAWN BY: MUHAMMED MUSTHAFA FILE - TMA-071-19

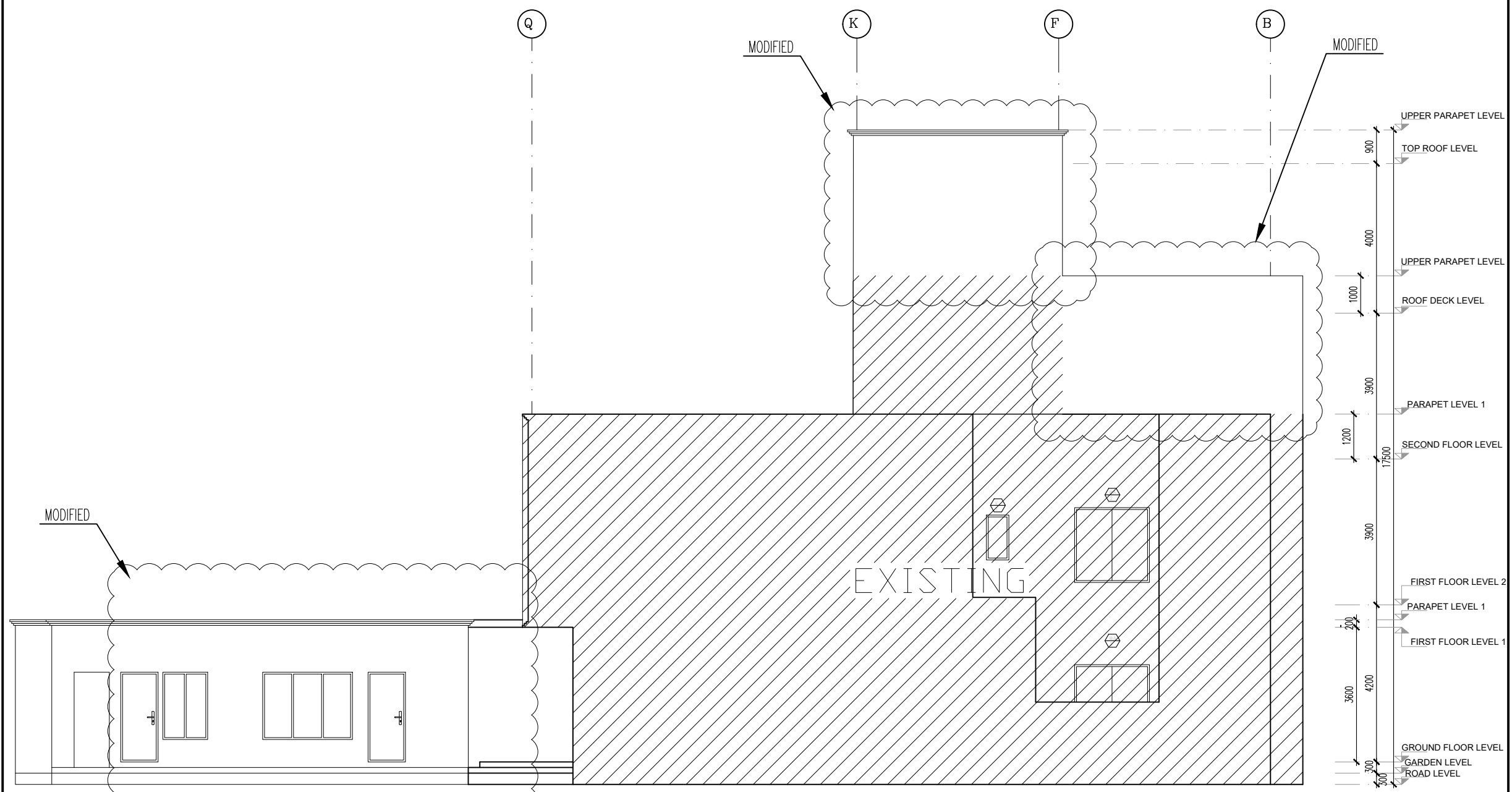
CHECKED BY: FATIMA ALMUSAWI	DRAWING No.
ARCHITECT DR. HASSAN RADHI	STRUCTURAL ENG. SYED MUJEEB



© THIS IS THE PROPERTY OF TASMEEM ENGINEERING AND IS NOT TO BE REPRODUCED, COPIED, HANDED OVER TO A THIRD PARTY OR USED FOR ANY PURPOSE OTHER THAN THAT FOR WHICH IT HAS BEEN LOANED WITHOUT WRITTEN PERMISSION.

ATG-071-19-TMA

- NOTES :**
1. ALL DIMENSIONS ARE IN MILLIMETERS UNLESS OTHERWISE SPECIFIED.
 2. DRAWINGS SHALL NOT BE SCALED, ALL DIMENSIONS ARE FINAL.
 3. REFER TO ENLARGED DETAIL FOR MORE INFORMATION.
 4. REFER TO SPECIFICATIONS FOR COMPLETE INFORMATION INCLUDING MATERIALS TO BE USED FOR FABRICATION.
 5. PRIOR TO COMMENCING ANY WORK, CONTRACTOR SHALL VERIFY EXISTING SITE CONDITIONS, AND ESTABLISH DATUM POINTS INDICATED IN THE DRAWING. IN CASE OF DISCREPANCIES, CONSULTANT SHOULD BE NOTIFIED IMMEDIATELY BEFORE COMMENCING WORK.
 6. NO OTHER DRAWINGS TO BE USED DURING CONSTRUCTION EXCEPT DRAWINGS SIGNED AND SEALED BY TASMEEM ENGINEERING BUREAU.



REVISIONS

SL. NO.	DATE	DESCRIPTION	DRAWN BY.
1	18-8-2020	AMENDMENT	ARCH. FATIMA

TASMEEM ENGINEERING
ARCHITECTS & ENGINEERS
 مهندسون ومهندسون
 C. R. No. 87367-2, EPP L&L BN/197
 P.O. Box No. 33130, Tel: (+973) 17002172
 Tubli - Kingdom of Bahrain
 info@tasmeemeng.com / tasmeem@batelco.com.bh
 www.tasmeemeng.com / instagram:tasmeem_bh

PROJECT
TWO STOREY VILLA

LOCATION.
EKER, KINGDOM OF BAHRAIN

CLIENT :
Mr. EBRAHIM HABIB ALMUGHANI

DRAWING TITLE
RIGHT SIDE ELEVATION

SCALE(A3) 1:150	DATE NOVEMBER 2019	JOB No. TMA-071-19
--------------------	-----------------------	-----------------------

DRAWN BY: MUHAMMED MUSTHAFA FILE - TMA-071-19

CHECKED BY: FATIMA ALMUSAWI		DRAWING No. <div style="border: 1px solid black; padding: 2px; display: inline-block;">AR</div> <div style="border: 1px solid black; padding: 2px; display: inline-block;">08</div> <div style="border: 1px solid black; padding: 2px; display: inline-block;">16</div>
ARCHITECT DR. HASSAN RADHI	STRUCTURAL ENG. SYED MUJEEB	

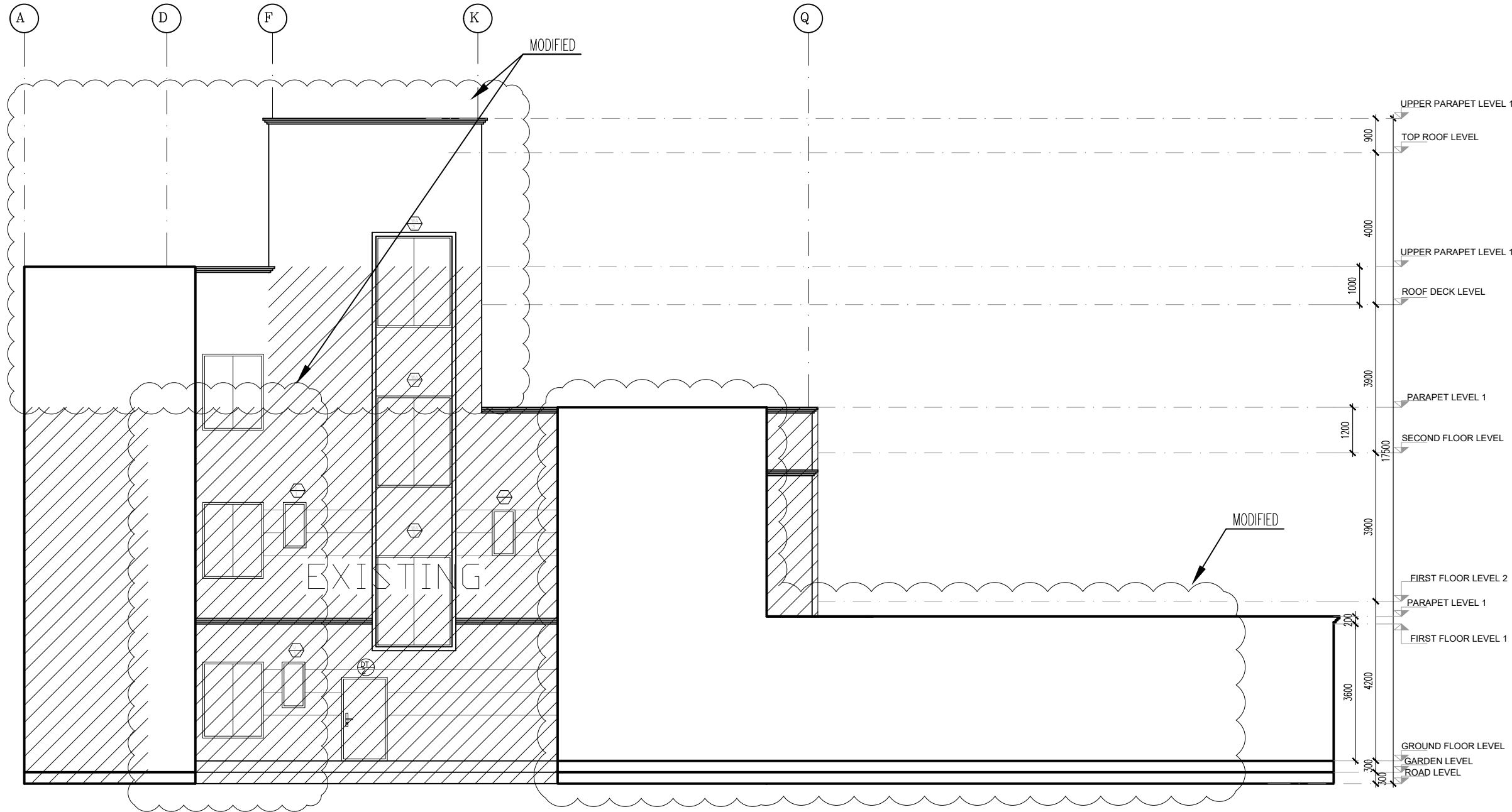
TMA071 **RIGHT SIDE ELEVATION**
A W1 SCALE 1:125 M

© THIS IS THE PROPERTY OF TASMEEM ENGINEERING AND IS NOT TO BE REPRODUCED, COPIED, HANDED OVER TO A THIRD PARTY OR USED FOR ANY PURPOSE OTHER THAN THAT FOR WHICH IT HAS BEEN LOANED WITHOUT WRITTEN PERMISSION.

ATG-071-19-TMA

NOTES :

1. ALL DIMENSIONS ARE IN MILLIMETERS UNLESS OTHERWISE SPECIFIED.
2. DRAWINGS SHALL NOT BE SCALED, ALL DIMENSIONS ARE FINAL.
3. REFER TO ENLARGED DETAIL FOR MORE INFORMATION.
4. REFER TO SPECIFICATIONS FOR COMPLETE INFORMATION INCLUDING MATERIALS TO BE USED FOR FABRICATION.
5. PRIOR TO COMMENCING ANY WORK, CONTRACTOR SHALL VERIFY EXISTING SITE CONDITIONS, AND ESTABLISH DATUM POINTS INDICATED IN THE DRAWING. IN CASE OF DISCREPANCIES, CONSULTANT SHOULD BE NOTIFIED IMMEDIATELY BEFORE COMMENCING WORK.
6. NO OTHER DRAWINGS TO BE USED DURING CONSTRUCTION EXCEPT DRAWINGS SIGNED AND SEALED BY TASMEEM ENGINEERING BUREAU.



TMA071
A W1 SCALE 1:125 M
LEFT SIDE ELEVATION

REVISIONS

SL. NO.	DATE	DESCRIPTION	DRAWN BY.
1	18-8-2020	AMENDMENT	ARCH. FATIMA

TASMEEM ENGINEERING

مهندسون ومهندسون

ARCHITECTS & ENGINEERS

C. R. No. 87367-2, EPP L&L BN/197
P.O.Box No.33130, Tel: (+973)17002172
Tubli - Kingdom of Bahrain
info@tasmeemeng.com / tasmeem@batelco.com.bh
www.tasmeemeng.com / instagram:tasmeem_bh

PROJECT
TWO STOREY VILLA

LOCATION:
EKER , KINGDOM OF BAHRAIN

CLIENT :
Mr. EBRAHIM HABIB ALMUGHANI

DRAWING TITLE
LEFT SIDE ELEVATION

SCALE(A3) 1:150	DATE NOVEMBER 2019	JOB No. TMA-071-19
--------------------	-----------------------	-----------------------

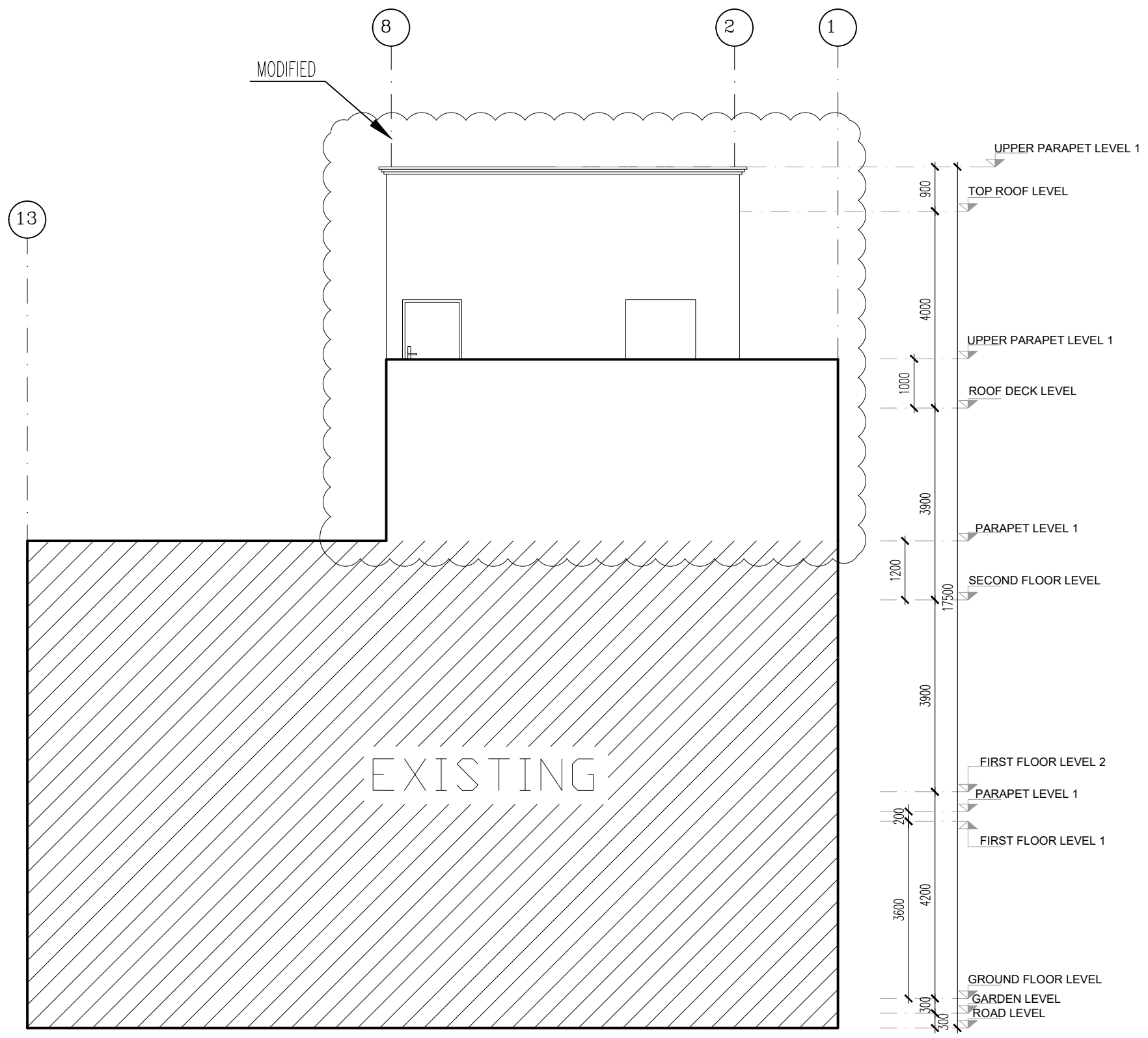
DRAWN BY: MUHAMMED MUSTHAFA FILE - TMA-071-19

CHECKED BY: FATIMA ALMUSAWI

ARCHITECT DR. HASSAN RADHI	STRUCTURAL ENG. SYED MUJEEB	DRAWING No. (AR) 09 16
-------------------------------	--------------------------------	--

© THIS IS THE PROPERTY OF TASMEEM ENGINEERING AND IS NOT TO BE REPRODUCED, COPIED, HANDED OVER TO A THIRD PARTY OR USED FOR ANY PURPOSE OTHER THAN THAT FOR WHICH IT HAS BEEN LOANED WITHOUT WRITTEN PERMISSION.

ATG-071-19-TMA



TMA071
A W1
BACK SIDE ELEVATION
SCALE 1:100 M

- NOTES :**
1. ALL DIMENSIONS ARE IN MILLIMETERS UNLESS OTHERWISE SPECIFIED.
 2. DRAWINGS SHALL NOT BE SCALED, ALL DIMENSIONS ARE FINAL.
 3. REFER TO ENLARGED DETAIL FOR MORE INFORMATION.
 4. REFER TO SPECIFICATIONS FOR COMPLETE INFORMATION INCLUDING MATERIALS TO BE USED FOR FABRICATION.
 5. PRIOR TO COMMENCING ANY WORK, CONTRACTOR SHALL VERIFY EXISTING SITE CONDITIONS, AND ESTABLISH DATUM POINTS INDICATED IN THE DRAWING. IN CASE OF DISCREPANCIES, CONSULTANT SHOULD BE NOTIFIED IMMEDIATELY BEFORE COMMENCING WORK.
 6. NO OTHER DRAWINGS TO BE USED DURING CONSTRUCTION EXCEPT DRAWINGS SIGNED AND SEALED BY TASMEEM ENGINEERING BUREAU.

REVISIONS

SL. NO.	DATE	DESCRIPTION	DRAWN BY.
1	18-8-2020	AMENDMENT	ARCH. FATIMA

TASMEEM ENGINEERING

مهندسون ومهندسون

ARCHITECTS & ENGINEERS

C. R. No. 87367-2, EPP L&L BN/197
P.O.Box No.33130, Tel: (+973)17002172
Tubli - Kingdom of Bahrain
info@tasmeemeng.com / tasmeem@batelco.com.bh
www.tasmeemeng.com / instagram:tasmeem_bh

PROJECT
TWO STOREY VILLA

LOCATION:
EKER , KINGDOM OF BAHRAIN

CLIENT :
Mr. EBRAHIM HABIB ALMUGHANI

DRAWING TITLE
BACK SIDE ELEVATION

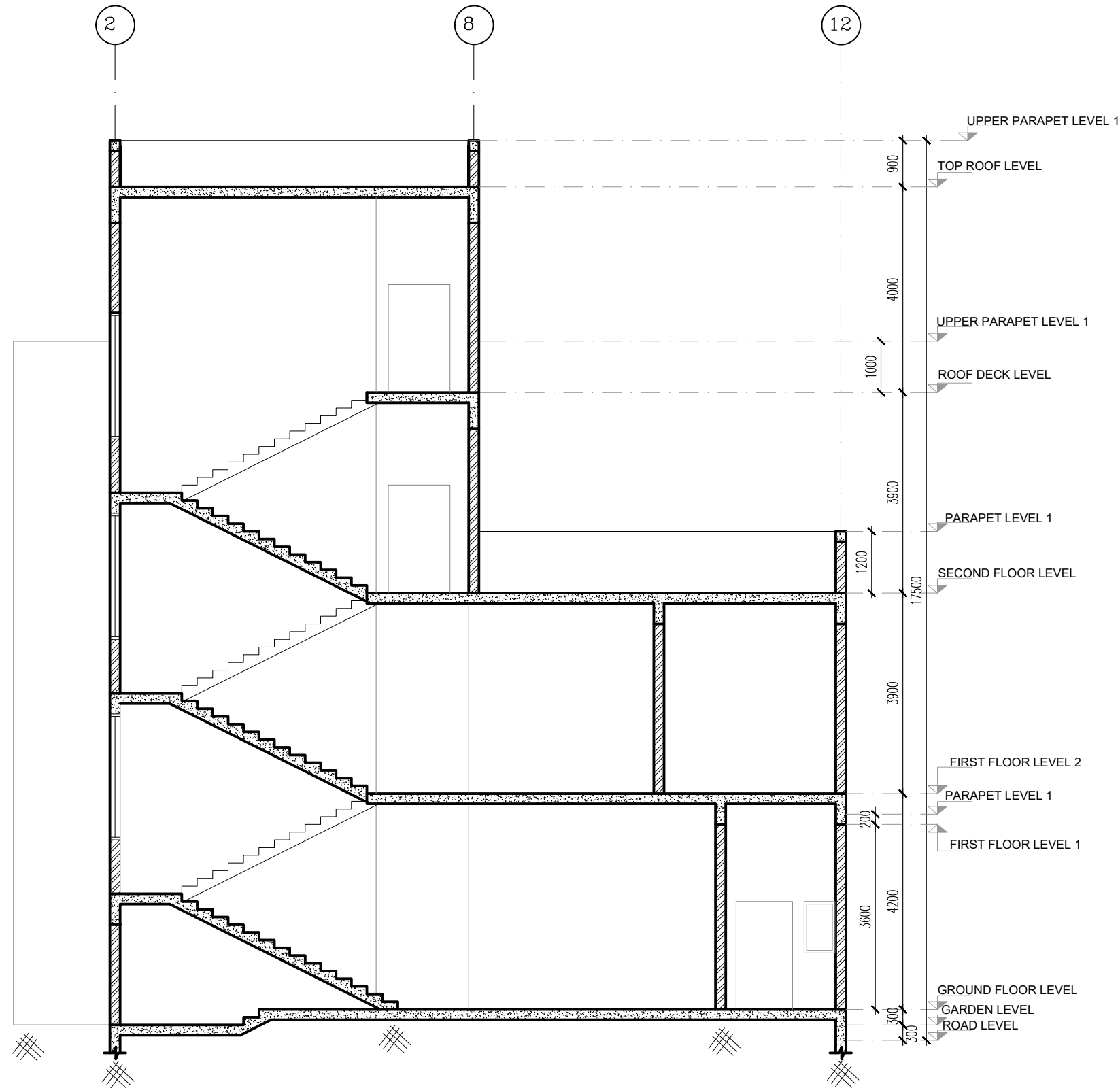
SCALE(A3) 1:100	DATE NOVEMBER 2019	JOB No. TMA-071-19
--------------------	-----------------------	-----------------------

DRAWN BY: MUHAMMED MUSTHAFA FILE - TMA-071-19

CHECKED BY: FATIMA ALMUSAWI		DRAWING No. (AR) 10 16
ARCHITECT DR. HASSAN RADHI	STRUCTURAL ENG. SYED MUJEEB	

© THIS IS THE PROPERTY OF TASMEEM ENGINEERING AND IS NOT TO BE REPRODUCED, COPIED, HANDED OVER TO A THIRD PARTY OR USED FOR ANY PURPOSE OTHER THAN THAT FOR WHICH IT HAS BEEN LOANED WITHOUT WRITTEN PERMISSION.

ATG-071-19-TMA



TMA071 SECTION AA
A W1 SCALE 1:100 M

NOTES :

1. ALL DIMENSIONS ARE IN MILLIMETERS UNLESS OTHERWISE SPECIFIED.
2. DRAWINGS SHALL NOT BE SCALED, ALL DIMENSIONS ARE FINAL.
3. REFER TO ENLARGED DETAIL FOR MORE INFORMATION.
4. REFER TO SPECIFICATIONS FOR COMPLETE INFORMATION INCLUDING MATERIALS TO BE USED FOR FABRICATION.
5. PRIOR TO COMMENCING ANY WORK, CONTRACTOR SHALL VERIFY EXISTING SITE CONDITIONS, AND ESTABLISH DATUM POINTS INDICATED IN THE DRAWING. IN CASE OF DISCREPANCIES, CONSULTANT SHOULD BE NOTIFIED IMMEDIATELY BEFORE COMMENCING WORK.
6. NO OTHER DRAWINGS TO BE USED DURING CONSTRUCTION EXCEPT DRAWINGS SIGNED AND SEALED BY TASMEEM ENGINEERING BUREAU.

REVISIONS

SL. NO.	DATE	DESCRIPTION	DRAWN BY.
1	18-8-2020	AMENDMENT	ARCH. FATIMA

TASMEEM ENGINEERING
ARCHITECTS & ENGINEERS
 مهندسون ومهندسون
 C. R. No. 87367-2, EPP L&L BN/197
 P.O.Box No.33130, Tel: (+973)17002172
 Tubli - Kingdom of Bahrain
 info@tasmeemeng.com / tasmeem@batelco.com.bh
 www.tasmeemeng.com / instagram:tasmeem_bh

PROJECT
TWO STOREY VILLA

LOCATION.
EKER , KINGDOM OF BAHRAIN

CLIENT :
Mr. EBRAHIM HABIB ALMUGHANI

DRAWING TITLE
SECTION AA

SCALE(A3) 1:100	DATE NOVEMBER 2019	JOB No. TMA-071-19
--------------------	-----------------------	-----------------------

DRAWN BY: MUHAMMED MUSTHAFA FILE - TMA-071-19

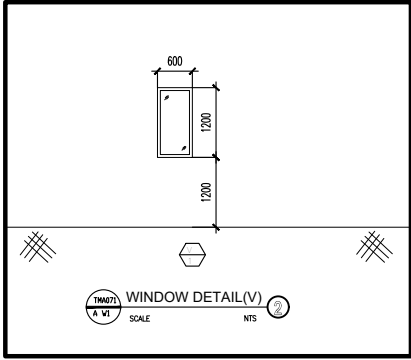
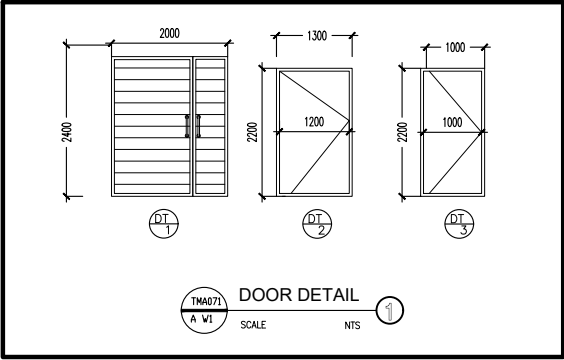
CHECKED BY: FATIMA ALMUSAWI

ARCHITECT DR. HASSAN RADHI	STRUCTURAL ENG. SYED MUJEEB	DRAWING No. AR 11 16
-------------------------------	--------------------------------	--

© THIS IS THE PROPERTY OF TASMEEM ENGINEERING AND IS NOT TO BE REPRODUCED, COPIED, HANDED OVER TO A THIRD PARTY OR USED FOR ANY PURPOSE OTHER THAN THAT FOR WHICH IT HAS BEEN LOANED WITHOUT WRITTEN PERMISSION.

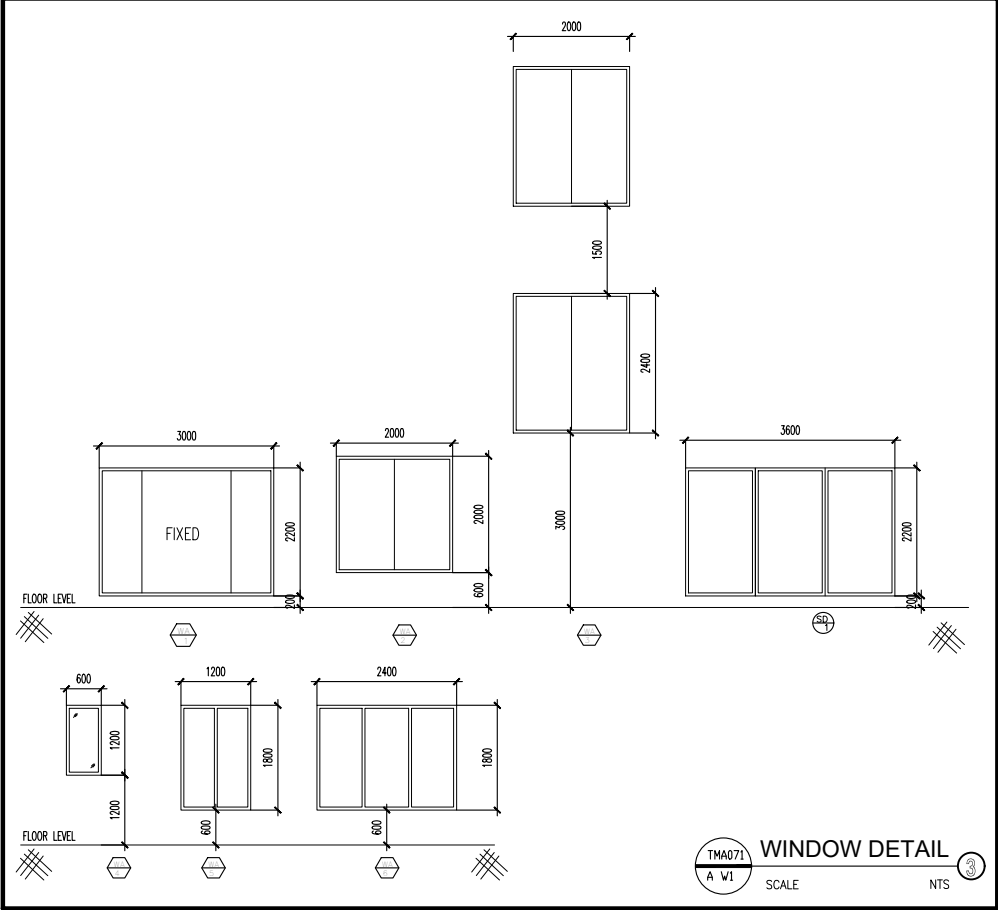
ATG-071-19-TMA

① DOOR SCHEDULE			
DOOR NO.	STRUCTURAL OPENING	DESCRIPTION	IRONMOMGERY
DT1	2000x2400	WOODEN DOUBLE SHUTTER ORNAMENTED DOOR	AS/ARCHITECT APPL.
DT2	1200X2200	WOODEN SINGLE SHUTTER ORNAMENTED DOOR	AS/ARCHITECT APPL.
DT3	1000X2200	WOODEN SINGLE SHUTTER ORNAMENTED DOOR	AS/ARCHITECT APPL.



② WINDOW SCHEDULE (V)			
DOOR NO.	STRUCTURAL OPENING	DESCRIPTION	IRONMOMGERY
V1	600X1200	ALU. GLAZED THERMAL INSULATED AWNING WINDOW	AS/ARCHITECT APPL.

③ WINDOW SCHEDULE			
DOOR NO.	STRUCTURAL OPENING	DESCRIPTION	IRONMOMGERY
WA1	3000x2200	ALU. GLAZED THERMAL INSULATED FIXED AND HINGED WINDOW	AS/ARCHITECT APPL.
WA2	2000x2000	ALU. GLAZED THERMAL INSULATED SLIDING WINDOW	AS/ARCHITECT APPL.
WA3	2000x2400	ALU. GLAZED THERMAL INSULATED SLIDING WINDOW	AS/ARCHITECT APPL.
WA4	600X1200	ALU. GLAZED THERMAL INSULATED FIXED WINDOW	AS/ARCHITECT APPL.
WA5	1200X1800	ALU. GLAZED THERMAL INSULATED SLIDING WINDOW	AS/ARCHITECT APPL.
WA6	2400X1800	ALU. GLAZED THERMAL INSULATED SLIDING WINDOW	AS/ARCHITECT APPL.
SD1	3600X2400	ALU. GLAZED THERMAL INSULATED SLIDING DOOR	AS/ARCHITECT APPL.



- NOTES :**
1. ALL DIMENSIONS ARE IN MILLIMETERS UNLESS OTHERWISE SPECIFIED.
 2. DRAWINGS SHALL NOT BE SCALED, ALL DIMENSIONS ARE FINAL.
 3. REFER TO ENLARGED DETAIL FOR MORE INFORMATION.
 4. REFER TO SPECIFICATIONS FOR COMPLETE INFORMATION INCLUDING MATERIALS TO BE USED FOR FABRICATION.
 5. PRIOR TO COMMENCING ANY WORK, CONTRACTOR SHALL VERIFY EXISTING SITE CONDITIONS, AND ESTABLISH DATUM POINTS INDICATED IN THE DRAWING. IN CASE OF DISCREPANCIES, CONSULTANT SHOULD BE NOTIFIED IMMEDIATELY BEFORE COMMENCING WORK.
 6. NO OTHER DRAWINGS TO BE USED DURING CONSTRUCTION EXCEPT DRAWINGS SIGNED AND SEALED BY TASMEEM ENGINEERING BUREAU.

REVISIONS			
SL. NO.	DATE	DESCRIPTION	DRAWN BY.
1	18-8-2020	AMENDMENT	ARCH.FATIMA

TASMEEM ENGINEERING
ARCHITECTS & ENGINEERS
 مهندسون ومهندسون
 C. R. No. 87367-2, EPP L& BN/197
 P.O.Box No.33130, Tel: (+973)17002172
 Tubli - Kingdom of Bahrain
 info@tasmeemeng.com / tasmeem@batelco.com.bh
 www.tasmeemeng.com / instagram:tasmeem_bh

PROJECT
TWO STOREY VILLA

LOCATION.
EKER , KINGDOM OF BAHRAIN

CLIENT :
Mr. EBRAHIM HABIB ALMUGHANI

DRAWING TITLE
DOOR'S & WINDOWS SCHEDULE

SCALE(A3) NTS	DATE NOVEMBER 2019	JOB No. TMA-071-19
------------------	-----------------------	-----------------------

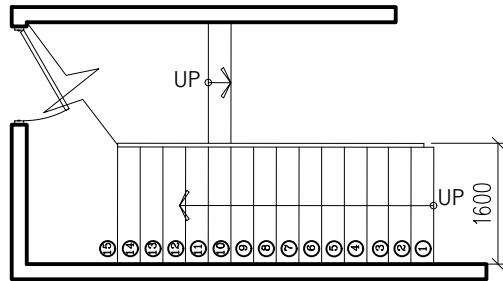
DRAWN BY: MUHAMMED MUSTHAFA FILE - TMA-071-19

CHECKED BY: FATIMA ALMUSAWI	DRAWING No.
	(AR)
	12 / 16
ARCHITECT DR, HASSAN RADHI	STRUCTURAL ENG. SYED MUJEEB

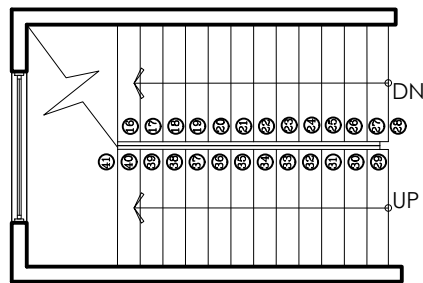
© THIS IS THE PROPERTY OF TASMEEM ENGINEERING AND IS NOT TO BE REPRODUCED, COPIED, HANDED OVER TO A THIRD PARTY OR USED FOR ANY PURPOSE OTHER THAN THAT FOR WHICH IT HAS BEEN LOANED WITHOUT WRITTEN PERMISSION.

ATG-071-19-TMA

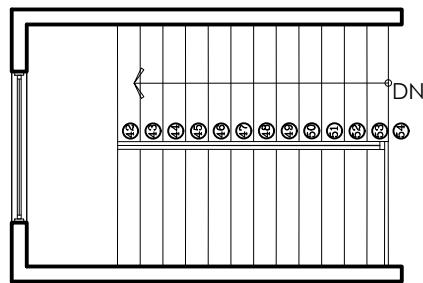
STAIRCASE DETAIL
 TREADS = 300 MM
 RISER = 150 MM



PLAN @ GROUND FLOOR LEVEL
SCALE 1:50

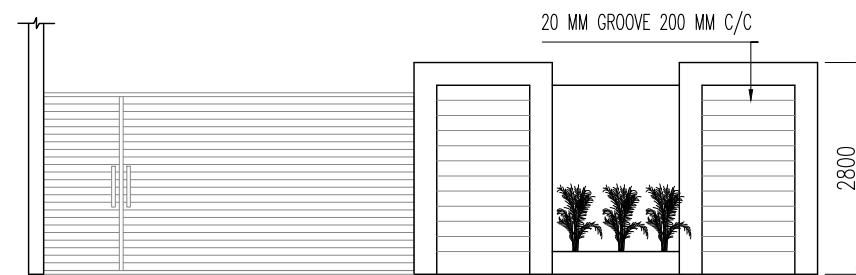
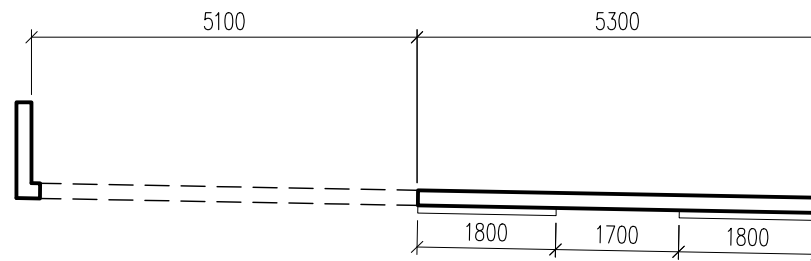


PLAN @ FIRST FLOOR LEVEL
SCALE 1:50



PLAN @ ROOF DECK LEVEL
SCALE 1:50

TMA071
A W1
STAIRCASE DETAIL
SCALE 1:100 M



TMA071
A W1
BOUNDARY WALL DETAIL
SCALE 1:100 M

NOTES :

1. ALL DIMENSIONS ARE IN MILLIMETERS UNLESS OTHERWISE SPECIFIED.
2. DRAWINGS SHALL NOT BE SCALED, ALL DIMENSIONS ARE FINAL.
3. REFER TO ENLARGED DETAIL FOR MORE INFORMATION.
4. REFER TO SPECIFICATIONS FOR COMPLETE INFORMATION INCLUDING MATERIALS TO BE USED FOR FABRICATION.
5. PRIOR TO COMMENCING ANY WORK, CONTRACTOR SHALL VERIFY EXISTING SITE CONDITIONS, AND ESTABLISH DATUM POINTS INDICATED IN THE DRAWING. IN CASE OF DISCREPANCIES, CONSULTANT SHOULD BE NOTIFIED IMMEDIATELY BEFORE COMMENCING WORK.
6. NO OTHER DRAWINGS TO BE USED DURING CONSTRUCTION EXCEPT DRAWINGS SIGNED AND SEALED BY TASMEEM ENGINEERING BUREAU.

REVISIONS

SL. NO.	DATE	DESCRIPTION	DRAWN BY.
1	18-8-2020	AMENDMENT	ARCH. FATIMA

TASMEEM ENGINEERING
 ARCHITECTS & ENGINEERS
 مهندسون ومهندسون
 C. R. No. 87367-2, EPP L&L BN/197
 P.O. Box No. 33130, Tel: (+973) 17002172
 Tubli - Kingdom of Bahrain
 info@tasmeemeng.com / tasmeem@batelco.com.bh
 www.tasmeemeng.com / instagram:tasmeem_bh

PROJECT
TWO STOREY VILLA

LOCATION.
EKER , KINGDOM OF BAHRAIN

CLIENT :
Mr. EBRAHIM HABIB ALMUGHANI

DRAWING TITLE
BOUNDARY WALL DETAIL
STAIRCASE DETAIL

SCALE(A3) AS SHOWN	DATE NOVEMBER 2019	JOB No. TMA-071-19
-----------------------	-----------------------	-----------------------

DRAWN BY: MUHAMMED MUSTHAFA FILE - TMA-071-19

CHECKED BY: FATIMA ALMUSAWI

ARCHITECT DR. HASSAN RADHI	STRUCTURAL ENG. SYED MUJEEB
-------------------------------	--------------------------------

DRAWING No.

(AR)

13

16

© THIS IS THE PROPERTY OF TASMEEM ENGINEERING AND IS NOT TO BE REPRODUCED, COPIED, HANDED OVER TO A THIRD PARTY OR USED FOR ANY PURPOSE OTHER THAN THAT FOR WHICH IT HAS BEEN LOANED WITHOUT WRITTEN PERMISSION.


ATG-071-19-TMA

NOTES :

1. ALL DIMENSIONS ARE IN MILLIMETERS UNLESS OTHERWISE SPECIFIED.
2. DRAWINGS SHALL NOT BE SCALED, ALL DIMENSIONS ARE FINAL.
3. REFER TO ENLARGED DETAIL FOR MORE INFORMATION.
4. REFER TO SPECIFICATIONS FOR COMPLETE INFORMATION INCLUDING MATERIALS TO BE USED FOR FABRICATION.
5. PRIOR TO COMMENCING ANY WORK, CONTRACTOR SHALL VERIFY EXISTING SITE CONDITIONS, AND ESTABLISH DATUM POINTS INDICATED IN THE DRAWING. IN CASE OF DISCREPANCIES, CONSULTANT SHOULD BE NOTIFIED IMMEDIATELY BEFORE COMMENCING WORK.
6. NO OTHER DRAWINGS TO BE USED DURING CONSTRUCTION EXCEPT DRAWINGS SIGNED AND SEALED BY TASMEEM ENGINEERING BUREAU.

REVISIONS

SL.NO	DATE	DESCRIPTION	DRAWN BY.
1	18-8-2020	AMENDMENT	ARCH.FATIMA



TASMEEM ENGINEERING
ARCHITECTS & ENGINEERS
 مهندسون ومهندسون
 ARCHITECTS & ENGINEERS
 C. R. No. 87367-2, EPP L&L BN/197
 P.O.Box No.33130, Tel: (+973)17002172
 Tubli - Kingdom of Bahrain
 info@tasmeemeng.com / tasmeem@batelco.com.bh
 www.tasmeemeng.com / instagram:tasmeem_bh

PROJECT
TWO STOREY VILLA

LOCATION.
EKER , KINGDOM OF BAHRAIN

CLIENT :
Mr. EBRAHIM HABIB ALMUGHANI

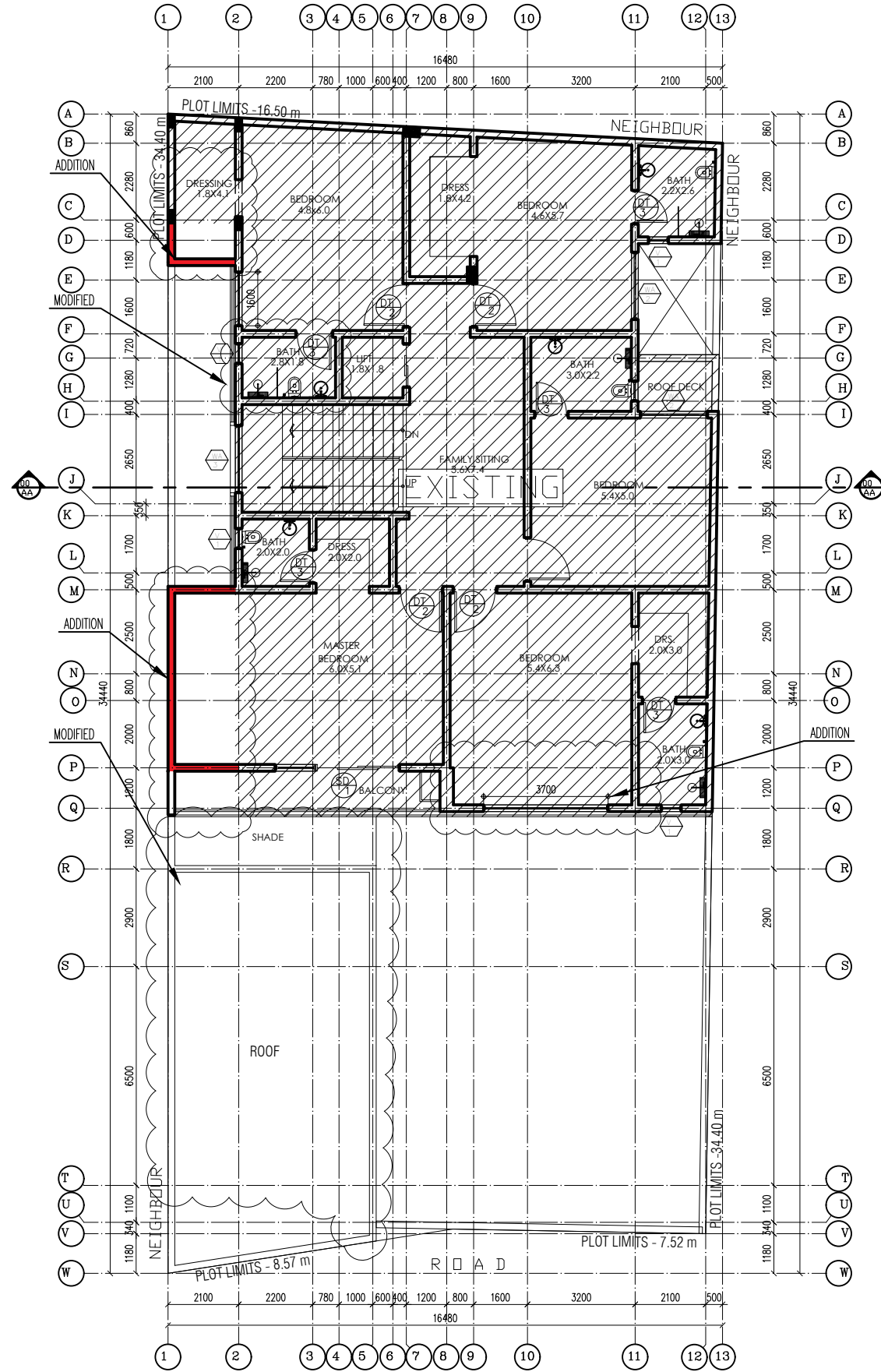
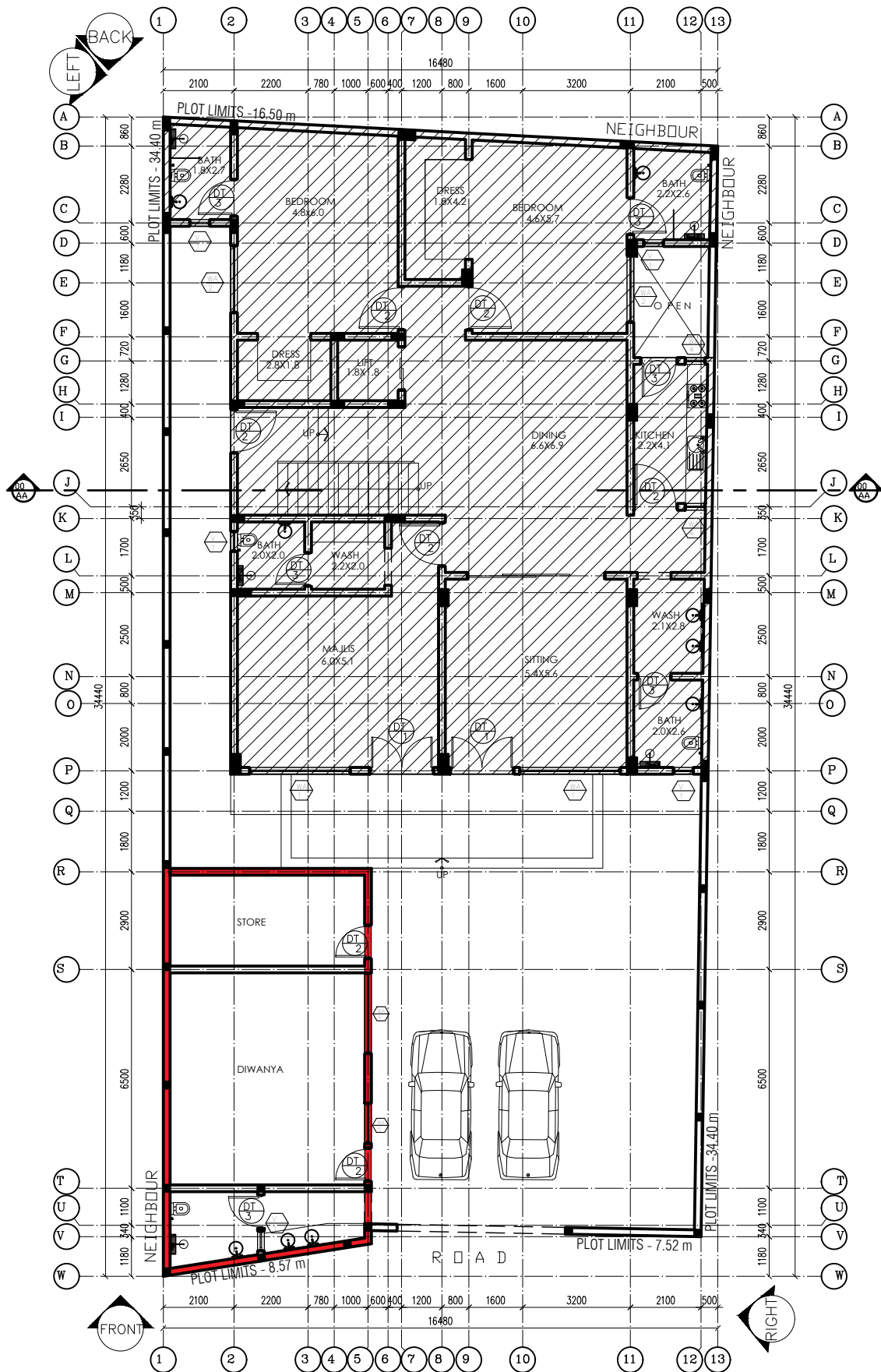
DRAWING TITLE
GROUND & FIRST FLOOR THERMAL INSULATION PLAN

SCALE(A3) 1:150	DATE NOVEMBER 2019	JOB No. TMA-071-19
--------------------	-----------------------	-----------------------

DRAWN BY: MUHAMMED MUSTHAFA FILE - TMA-071-19

CHECKED BY: FATIMA ALMUSAWI

ARCHITECT DR.HASSAN RADHI	STRUCTURAL ENG. SYED MUJEEB	DRAWING No. AR 14/16
------------------------------	--------------------------------	-----------------------------------



© THIS IS THE PROPERTY OF TASMEEM ENGINEERING AND IS NOT TO BE REPRODUCED, COPIED, HANDED OVER TO A THIRD PARTY OR USED FOR ANY PURPOSE OTHER THAN THAT FOR WHICH IT HAS BEEN LOANED WITHOUT WRITTEN PERMISSION.

ATG-071-19-TMA

NOTES :

1. ALL DIMENSIONS ARE IN MILLIMETERS UNLESS OTHERWISE SPECIFIED.
2. DRAWINGS SHALL NOT BE SCALED, ALL DIMENSIONS ARE FINAL.
3. REFER TO ENLARGED DETAIL FOR MORE INFORMATION.
4. REFER TO SPECIFICATIONS FOR COMPLETE INFORMATION INCLUDING MATERIALS TO BE USED FOR FABRICATION.
5. PRIOR TO COMMENCING ANY WORK, CONTRACTOR SHALL VERIFY EXISTING SITE CONDITIONS, AND ESTABLISH DATUM POINTS INDICATED IN THE DRAWING. IN CASE OF DISCREPANCIES, CONSULTANT SHOULD BE NOTIFIED IMMEDIATELY BEFORE COMMENCING WORK.
6. NO OTHER DRAWINGS TO BE USED DURING CONSTRUCTION EXCEPT DRAWINGS SIGNED AND SEALED BY TASMEEM ENGINEERING BUREAU.

REVISIONS

SL.NO	DATE	DESCRIPTION	DRAWN BY.
1	18-8-2020	AMENDMENT	ARCH.FATIMA

TASMEEM ENGINEERING
 مهندسون ومهندسون
ARCHITECTS & ENGINEERS
 C. R. No. 87367-2, EPP Ls. Bn/197
 P.O.Box No.33130, Tel: (+973)17002172
 Tubli - Kingdom of Bahrain
 info@tasmeemeng.com / tasmeem@batelco.com.bh
 www.tasmeemeng.com / instagram:tasmeem_bh

PROJECT
TWO STOREY VILLA

LOCATION.
EKER , KINGDOM OF BAHRAIN

CLIENT :
Mr. EBRAHIM HABIB ALMUGHANI

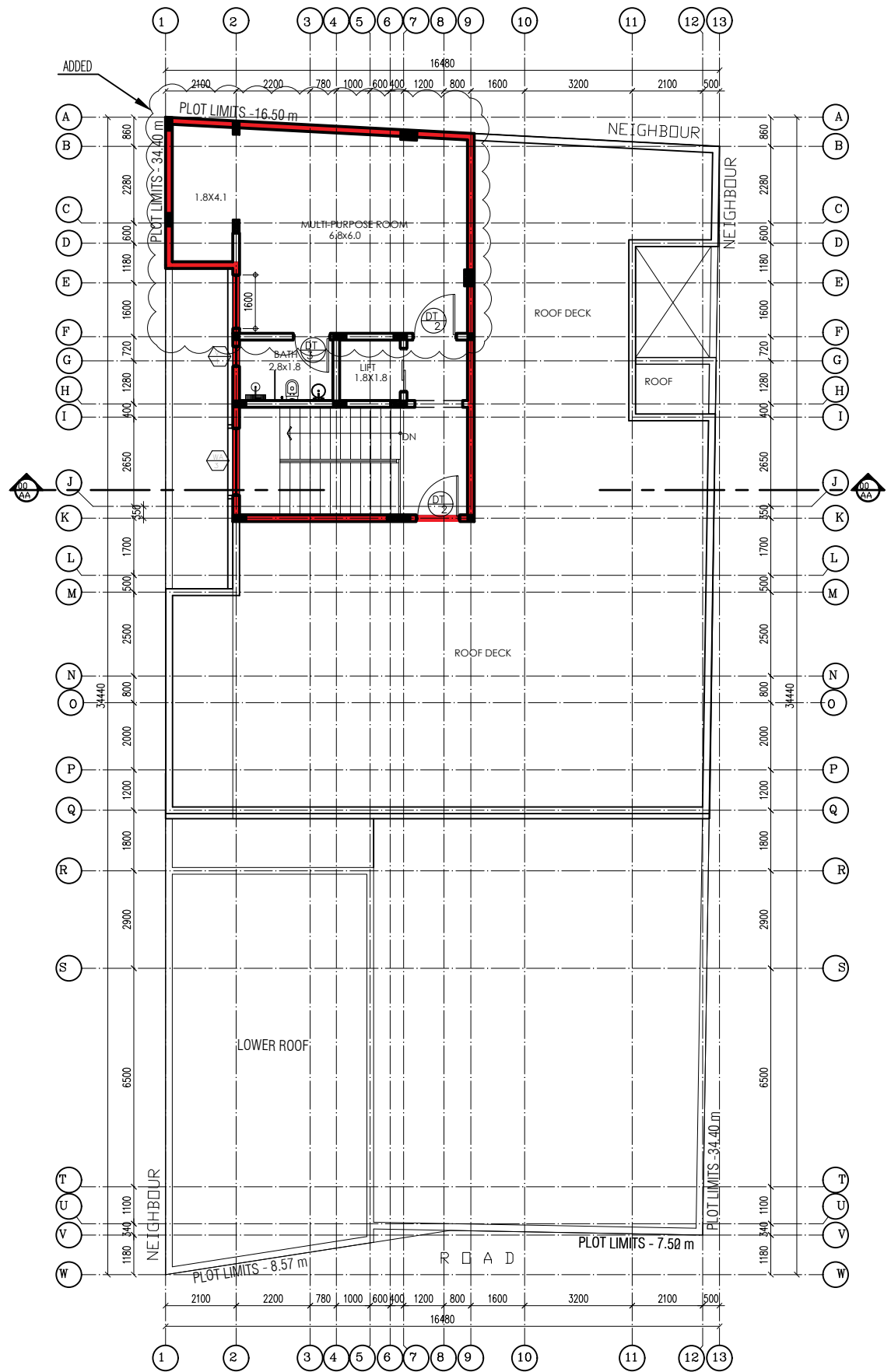
DRAWING TITLE
SECOND & ROOF FLOOR THERMAL INSULATION PLAN

SCALE(A3) 1:150	DATE NOVEMBER 2019	JOB No. TMA-071-19
--------------------	-----------------------	-----------------------

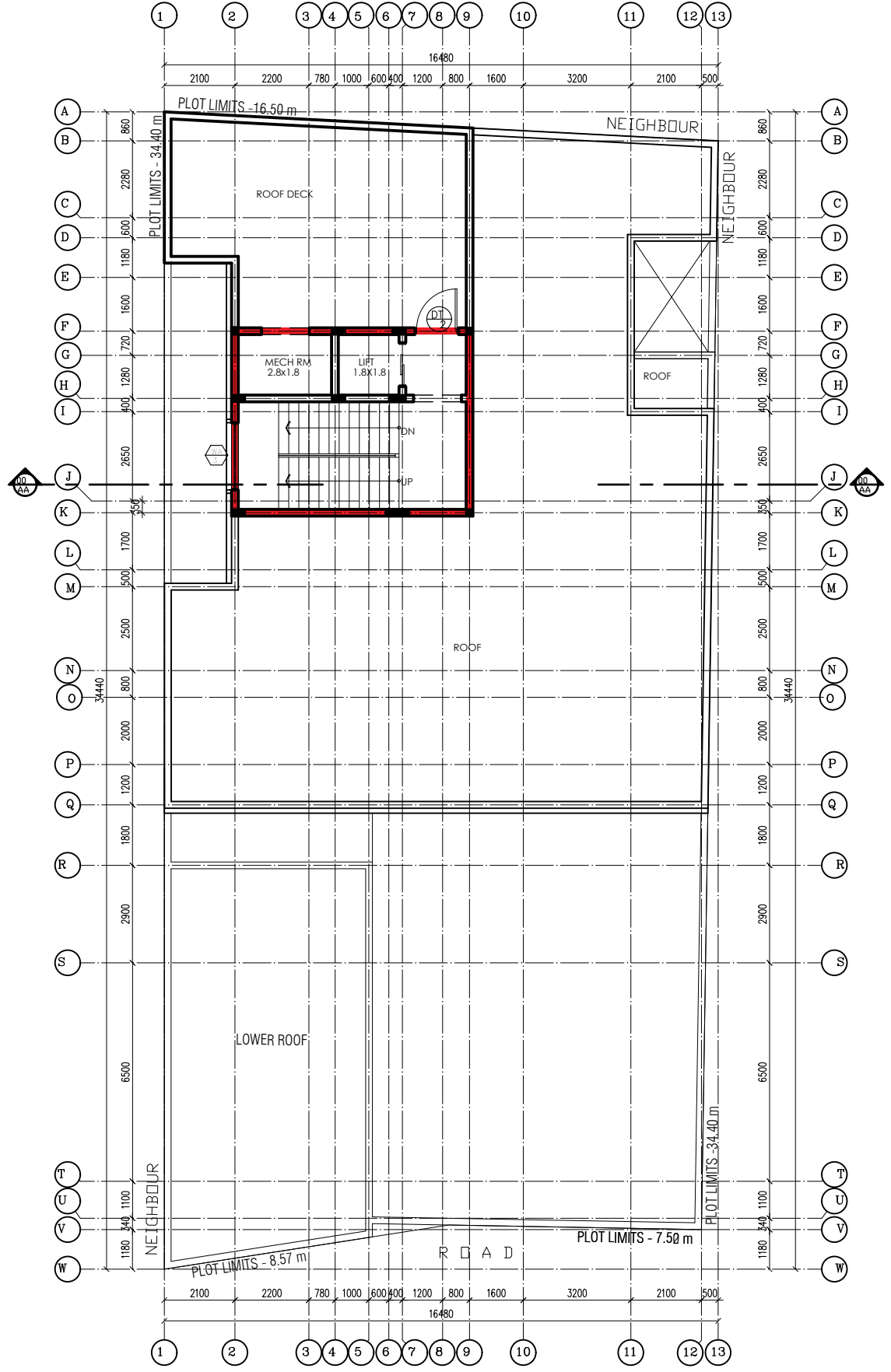
DRAWN BY: MUHAMMED MUSTHAFA FILE - TMA-071-19

CHECKED BY: FATIMA ALMUSAWI

ARCHITECT DR. HASSAN RADHI	STRUCTURAL ENG. SYED MUJEEB
DRAWING No. AR	DRAWING No. 15/16



TMA071 A W1 PROPOSED SECOND FLOOR PLAN
 SCALE 1:175 M



TMA071 A W1 PROPOSED ROOF DECK PLAN
 SCALE 1:175 M

© THIS IS THE PROPERTY OF TASMEEM ENGINEERING AND IS NOT TO BE REPRODUCED, COPIED, HANDED OVER TO A THIRD PARTY OR USED FOR ANY PURPOSE OTHER THAN THAT FOR WHICH IT HAS BEEN LOANED WITHOUT WRITTEN PERMISSION.

ATG-071-19-TMA

THERMAL INSULATION REQUIREMENT IN BUILDINGS

A Ministerial Order (Order No.8/1999) was issued in 1999 by H.E. The Minister of Housing & Municipality making it compulsory to provide thermal insulation in all buildings, which require air-conditioning. Accordingly buildings below 5 floors area also required to be provided with thermal insulation.

- a. Thermal insulation shall be provided for all external walls including exposed columns, beam, stair cases and light wells/shafts.
- b. Thermal insulation shall be provided for the roof including swimming pool decks and stair cases/lift machine rooms.
- c. Floors & walls of A.C. specs exposed to non-air-conditioned spaces like car parl/servide area in the building should be insulated.
- d. Spandrel areas of curtain walls should be insulated

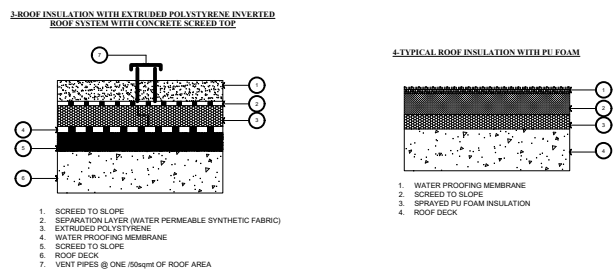
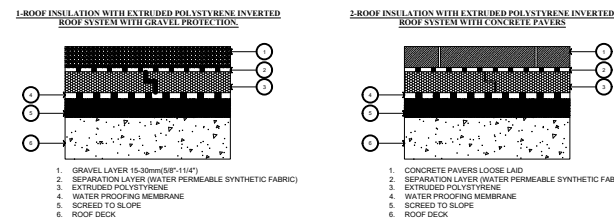
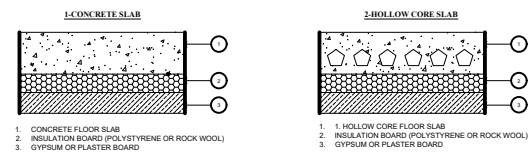
NOTE:BASED ON THE DESIGN OF THE PARTICULAR BLDG, THICKNESS & DENSITY OF DIFFERENT MATERIALS, SEE ON THE DATA COMPUTATION FORMS

NOTES :

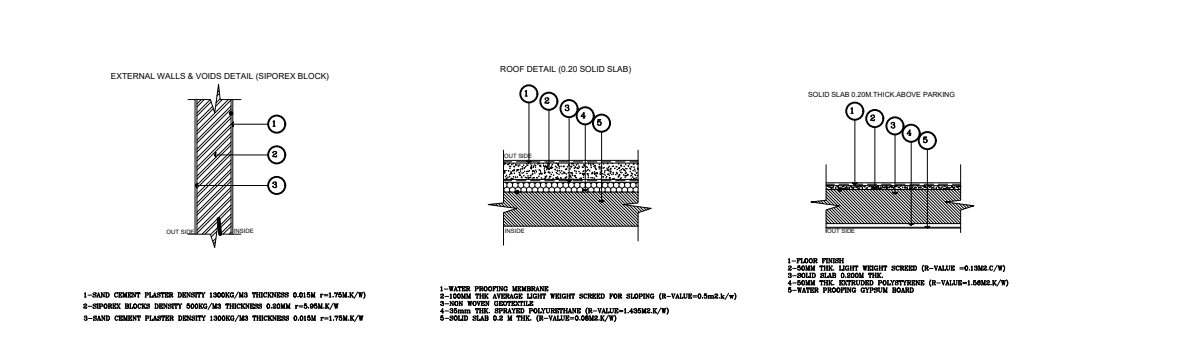
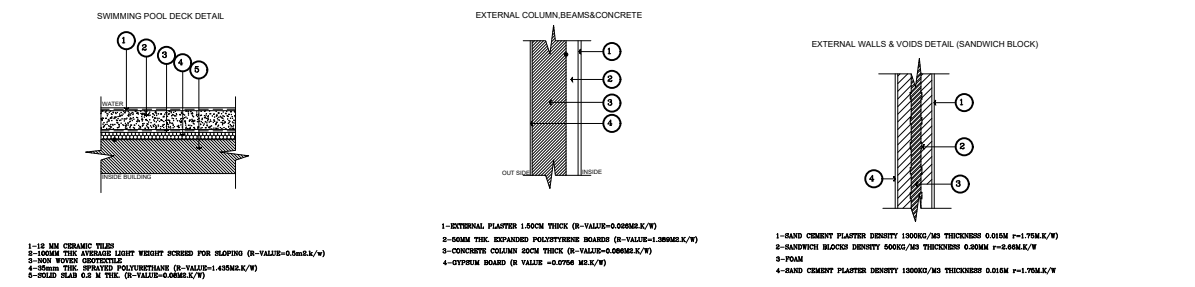
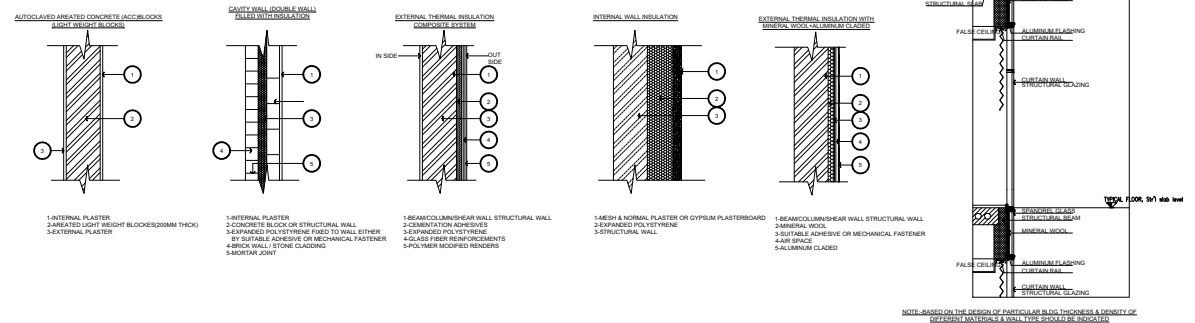
1. ALL DIMENSIONS ARE IN MILLIMETERS UNLESS OTHERWISE SPECIFIED.
2. DRAWINGS SHALL NOT BE SCALED, ALL DIMENSIONS ARE FINAL.
3. REFER TO ENLARGED DETAIL FOR MORE INFORMATION.
4. REFER TO SPECIFICATIONS FOR COMPLETE INFORMATION INCLUDING MATERIALS TO BE USED FOR FABRICATION.
5. PRIOR TO COMMENCING ANY WORK, CONTRACTOR SHALL VERIFY EXISTING SITE CONDITIONS, AND ESTABLISH DATUM POINTS INDICATED IN THE DRAWING. IN CASE OF DISCREPANCIES, CONSULTANT SHOULD BE NOTIFIED IMMEDIATELY BEFORE COMMENCING WORK.
6. NO OTHER DRAWINGS TO BE USED DURING CONSTRUCTION EXCEPT DRAWINGS SIGNED AND SEALED BY TASMEEM ENGINEERING BUREAU.

TYPICAL ROOF INSULATION DETAILS

TYPICAL FLOOR SLAB INSULATION OVER /BELOW NON A/C SPACES, CAR PARKS ETC.



TYPICAL WALL INSULATION DETAILS



REVISIONS

SLNO	DATE	DESCRIPTION	DRAWN BY.
1	18-8-2020	AMENDMENT	ARCH.FATIMA

TASMEEM ENGINEERING

مهندسون و معمارون

ARCHITECTS & ENGINEERS

C. R. No. 87367-2, EPP L& BN/197
P.O.Box No.33130, Tel: (+973)17002172
Tubli - Kingdom of Bahrain
info@tasmeemeng.com / tasmeem@batelco.com.bh
www.tasmeemeng.com / instagram-tasmeem_bh

PROJECT
TWO STOREY VILLA

LOCATION.
EKER , KINGDOM OF BAHRAIN

CLIENT :
Mr. EBRAHIM HABIB ALMUGHANI

DRAWING TITLE
THERMAL INSULATION

SCALE(A3) 1:150	DATE NOVEMBER 2019	JOB No. TMA-071-19
--------------------	-----------------------	-----------------------

DRAWN BY: MUHAMMED MUSTHAFA FILE - TMA-071-19

CHECKED BY: FATIMA ALMUSAWI

ARCHITECT DR.HASSAN RADHI	STRUCTURAL ENG. SYED MUJEEB
------------------------------	--------------------------------

DRAWING No.

AR

16

16

GENERAL NOTES

A - GENERAL

- 1- STRUCTURAL DRAWINGS SHALL BE READ IN CONJUNCTION WITH ELECTRICAL, MECHANICAL AND ARCHITECTURAL DRAWINGS, THE CONDITIONS OF CONTRACT AND THE SPECIFICATION.

B - EXCAVATION AND EARTHWORK

- 1- THE CONTRACTOR MUST ALLOW FOR EXCAVATIONS IN ALL TYPES OF MATERIAL INCLUDING HARD ROCK AND RUNNING SAND .

C - FORM-WORK

- 1-THE DESIGN AND CONSTRUCTION OF THE FORMWORK SHALL BE THE SOLE RESPONSIBILITY OF THE CONTRACTOR . IT SHALL INCLUDE ALL MOLDS FOR FORMING CONCRETE AND ALL TEMPORARY CONSTRUCTION FOR THE PROPER EXECUTION OF THE WORK.

- 6- CARE SHALL BE TAKEN WHEN RE-USING THE FORMWORK, THAT ITS SURFACE SHALL BE FREE FROM WARPING, TWISTING OR OTHER DEFORMATIONS . THE SURFACE SHALL BE SMOOTH AND CLEAN.

D - REINFORCEMENT

- 1- ALL REINFORCEMENT SHALL BE CLEAN AND FREE FROM MATERIALS THAT MAY CAUSE CORROSION AND DISINTEGRATION OF THE CONCRETE. REINFORCEMENT TO BE CLEANED BY SAND BLASTING OR OTHER APPROVED TECHNIQUE .

E - BLOCK-WORK

- 1- CEMENT/SAND MORTAR MIX SHALL BE APPROVED BY THE CONSULTANT BEFORE USE .

F - CONCRETE

Table with columns: CONCRETE GRADE, MAX. SIZE OF AGG. (mm), CEMENT CONTENT (kg/m³), SLUMP (mm), CEMENT TYPE, MAX. WATER CEMENT RATIO

UNLESS OTHERWISE SPECIFIED ON THE DRAWINGS, CONCRETE MIXES ARE TO BE USED IN THE FOLLOWING LOCATIONS.

- 2- UNLESS THE CONTRACTOR PROPOSES TO USE CONCRETE FROM AN APPROVED READY-MIX SOURCE, HE SHALL PERFORM TRIAL MIXES ON SITE IN THE PRESENCE OF THE CONSULTANT . ONLY APPROVED MIXES COULD BE USED AS IN-SITU CONCRETE .

Table with columns: LOCATION, NO. OF DAYS

- 16- LOADS SHALL NOT BE PLACED ON CONCRETE BEFORE THE FOLLOWING PERIODS :

Table with columns: LOCATION, COVER (mm)

NOTE : COVER TO ANY SOIL AND WATER FACE REINFORCEMENT SHOULD BE 50 mm.

G - SITE SUPERVISION

- 1- A DETAILED WORK PROGRAM, ON A WEEKLY BASIS, SHOWING DIFFERENT ITEMS OF WORK, SHALL BE SUBMITTED WITHIN TWO WEEKS FROM THE DATE OF COMMENCING WORK, FOR APPROVAL .

G - SITE SUPERVISION

- 8- THE CONTRACTOR SHALL SEND SAMPLES OF BLOCKS, SAND, CEMENT, AGGREGATE AND WATER ETC. FOR TESTING ONCE EVERY MONTH . SAMPLES TO BE CHOSEN BY PROJECT MANAGER AND / OR CONSULTANT ON SITE .

DESIGN SUMMARY

SUB-STRUCTURE CONC. STRENGTH : 45 N/mm²
COLUMN/SHEAR WALL CONC. STRENGTH : 35 N/mm²
RCC. SLAB & BEAM CONC. STRENGTH : 35 N/mm²
REINFORCEMENT STRENGTH : 460 N/mm²

NOTE : BEARING CAPACITY IS CONSIDERED AS 200KN/M2. BEARING CAPACITY AND OTHER SOIL DATA SHALL BE VERIFIED BY THE CONTRACTOR

H - EXPANSION JOINT

- 1- THE CONTRACTOR SHALL USE FLEXEL BOARD OR APPROVED EQUAL TOPPED WITH MASTIC SEALANT, SUBJECT TO THE CONSULTANTS APPROVAL.

Table with columns: FLEXEL BOARD THICKNESS(mm), LOCATION, INTERVAL (M)

NOTES :

- 1. ALL DIMENSIONS ARE IN MILLIMETERS UNLESS OTHERWISE SPECIFIED.

REVISIONS

Table with columns: SLNO, DATE, DESCRIPTION, DRAWN BY.

TASMEEM ENGINEERING ARCHITECTS & ENGINEERS logo and contact info

PROJECT TWO STOREY VILLA

LOCATION. EKER , KINGDOM OF BAHRAIN

CLIENT : Mr. EBRAHIM HABIB ALMUGHANI

DRAWING TITLE STRUCTURAL DETAIL

SCALE(A3) NTS DATE NOVEMBER 2019 JOB No. TMA-071-19

DRAWN BY: MUHAMMED MUSTHAFA FILE - TMA-071-19

Checked by: FATIMA ALMUSAWI, Drawing No. ST, 01 09, ARCHITECT DR.HASSAN RADHI, STRUCTURAL ENG. SYED MUJEEB

© THIS IS THE PROPERTY OF TASMEEM ENGINEERING AND IS NOT TO BE REPRODUCED, COPIED, HANDED OVER TO A THIRD PARTY OR USED FOR ANY PURPOSE OTHER THAN THAT FOR WHICH IT HAS BEEN LOANED WITHOUT WRITTEN PERMISSION.

ATG-071-19-TMA

NOTES :

1. ALL DIMENSIONS ARE IN MILLIMETERS UNLESS OTHERWISE SPECIFIED.
2. DRAWINGS SHALL NOT BE SCALED, ALL DIMENSIONS ARE FINAL.
3. REFER TO ENLARGED DETAIL FOR MORE INFORMATION.
4. REFER TO SPECIFICATIONS FOR COMPLETE INFORMATION INCLUDING MATERIALS TO BE USED FOR FABRICATION.
5. PRIOR TO COMMENCING ANY WORK, CONTRACTOR SHALL VERIFY EXISTING SITE CONDITIONS, AND ESTABLISH DATUM POINTS INDICATED IN THE DRAWING. IN CASE OF DISCREPANCIES, CONSULTANT SHOULD BE NOTIFIED IMMEDIATELY BEFORE COMMENCING WORK.
6. NO OTHER DRAWINGS TO BE USED DURING CONSTRUCTION EXCEPT DRAWINGS SIGNED AND SEALED BY TASMEEM ENGINEERING BUREAU.

REVISIONS

SL.NO	DATE	DESCRIPTION	DRAWN BY.
1	18-8-2020	AMENDMENT	ARCH.FATIMA

TASMEEM ENGINEERING
 مهندسون ومهندسون
ARCHITECTS & ENGINEERS
 C. R. No. 87367-2, EPP L&B/197
 P.O.Box No.33130, Tel: (+973)17002172
 Tubli - Kingdom of Bahrain
 info@tasmeemeng.com / tasmeem@batelco.com.bh
 www.tasmeemeng.com / instagram:tasmeem_bh

PROJECT
TWO STOREY VILLA

LOCATION.
EKER , KINGDOM OF BAHRAIN

CLIENT :
Mr. EBRAHIM HABIB ALMUGHANI

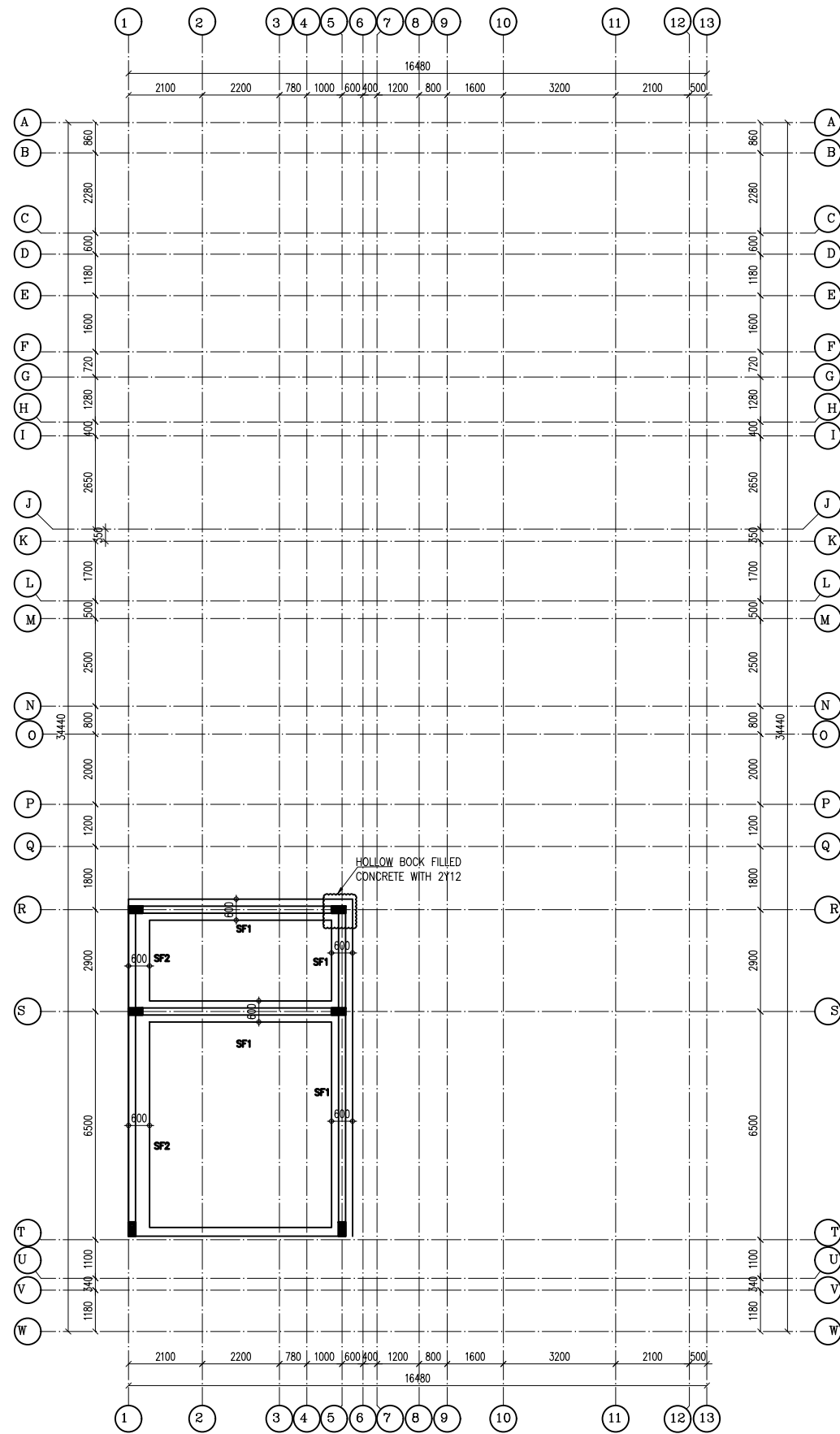
DRAWING TITLE
FOUNDATION LAYOUT
RING BEAM FRAMING

SCALE(A3) 1:150	DATE NOVEMBER 2019	JOB No. TMA-071-19
--------------------	-----------------------	-----------------------

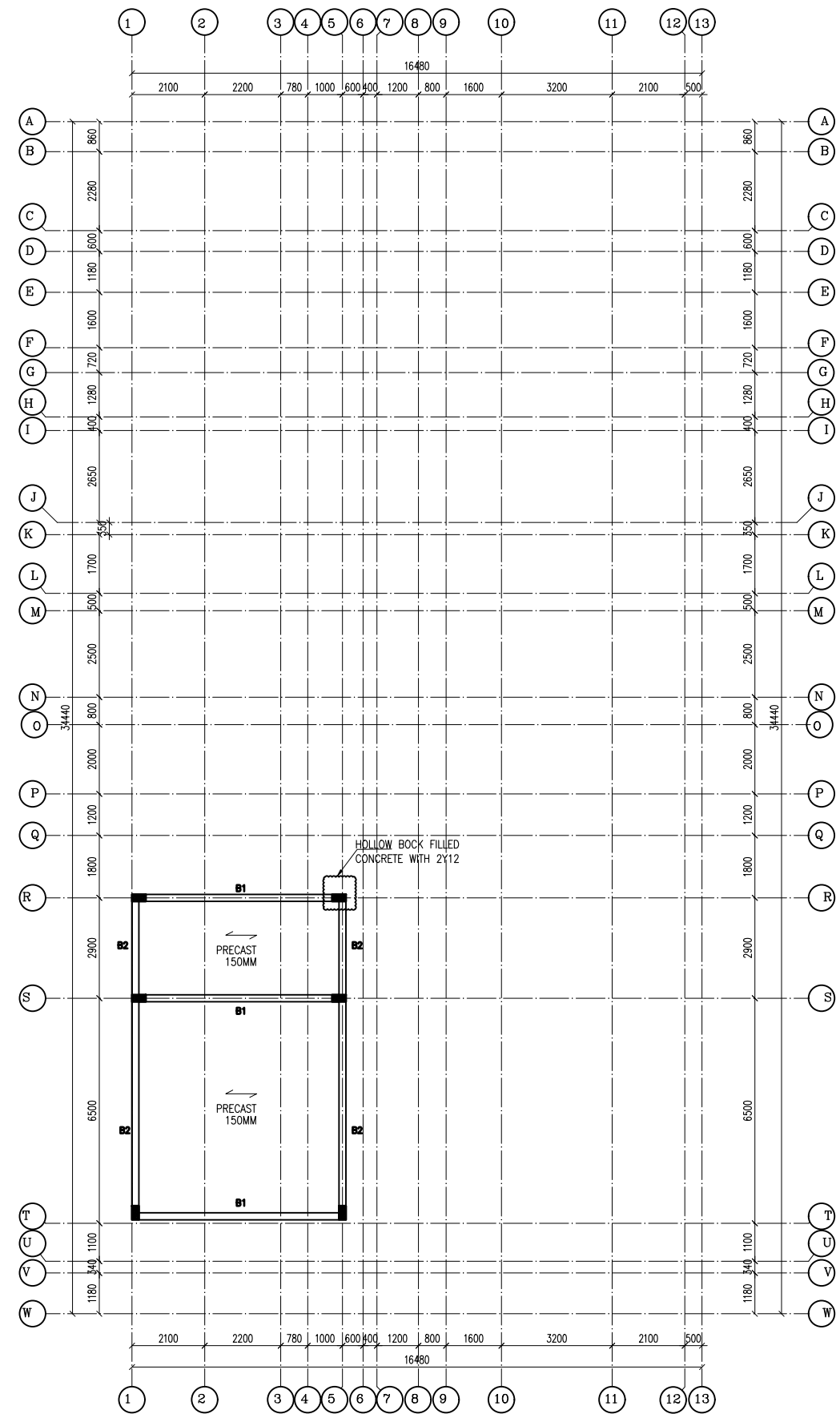
DRAWN BY: MUHAMMED MUSTHAFA FILE - TMA-071-19

CHECKED BY: FATIMA ALMUSAWI

 ARCHITECT DR. HASSAN RADHI	 STRUCTURAL ENG. SYED MUJEEB
-----------------------------------	------------------------------------



FOOTING LAYOUT
 TMA071 S V1 SCALE 1:175 M



ROOF FLOOR FRAMING
 TMA071 S V1 SCALE 1:175 M

© THIS IS THE PROPERTY OF TASMEEM ENGINEERING AND IS NOT TO BE REPRODUCED, COPIED, HANDED OVER TO A THIRD PARTY OR USED FOR ANY PURPOSE OTHER THAN THAT FOR WHICH IT HAS BEEN LOANED WITHOUT WRITTEN PERMISSION.

ATG-071-19-TMA

NOTES :

1. ALL DIMENSIONS ARE IN MILLIMETERS UNLESS OTHERWISE SPECIFIED.
2. DRAWINGS SHALL NOT BE SCALED, ALL DIMENSIONS ARE FINAL.
3. REFER TO ENLARGED DETAIL FOR MORE INFORMATION.
4. REFER TO SPECIFICATIONS FOR COMPLETE INFORMATION INCLUDING MATERIALS TO BE USED FOR FABRICATION.
5. PRIOR TO COMMENCING ANY WORK, CONTRACTOR SHALL VERIFY EXISTING SITE CONDITIONS, AND ESTABLISH DATUM POINTS INDICATED IN THE DRAWING. IN CASE OF DISCREPANCIES, CONSULTANT SHOULD BE NOTIFIED IMMEDIATELY BEFORE COMMENCING WORK.
6. NO OTHER DRAWINGS TO BE USED DURING CONSTRUCTION EXCEPT DRAWINGS SIGNED AND SEALED BY TASMEEM ENGINEERING BUREAU.

REVISIONS

SL.NO	DATE	DESCRIPTION	DRAWN BY.
1	18-8-2020	AMENDMENT	ARCH.FATIMA

TASMEEM ENGINEERING
 مهندسون ومهندسون
ARCHITECTS & ENGINEERS
 C. R. No. 87367-2, EPP L&B/197
 P.O.Box No.33130, Tel: (+973)17002172
 Tubli - Kingdom of Bahrain
 info@tasmeemeng.com / tasmeem@batelco.com.bh
 www.tasmeemeng.com / instagram:tasmeem_bh

PROJECT
TWO STOREY VILLA

LOCATION.
EKER , KINGDOM OF BAHRAIN

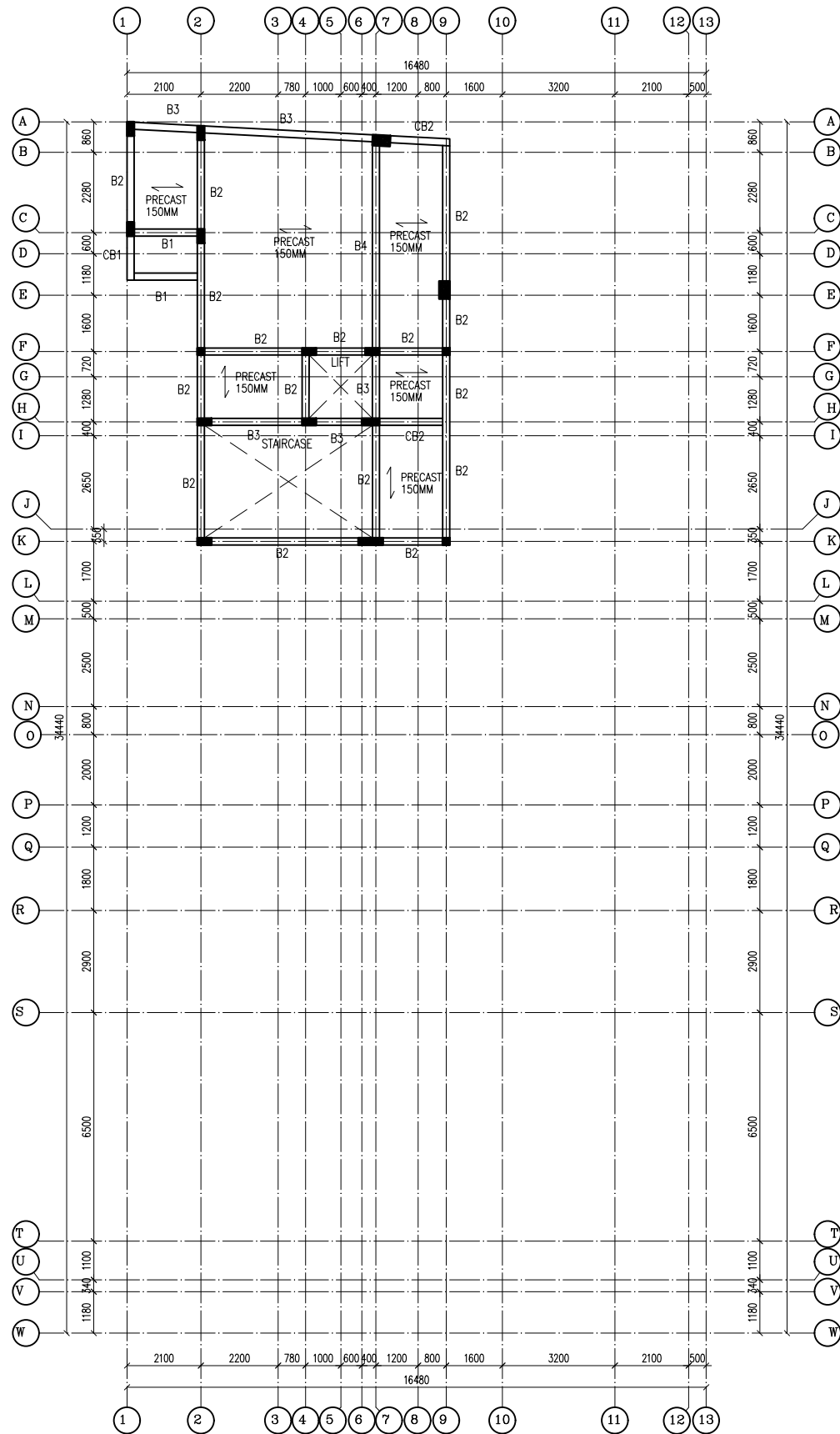
CLIENT :
Mr. EBRAHIM HABIB ALMUGHANI

DRAWING TITLE
**FOUNDATION LAYOUT
 ROOF BEAM FRAMING**

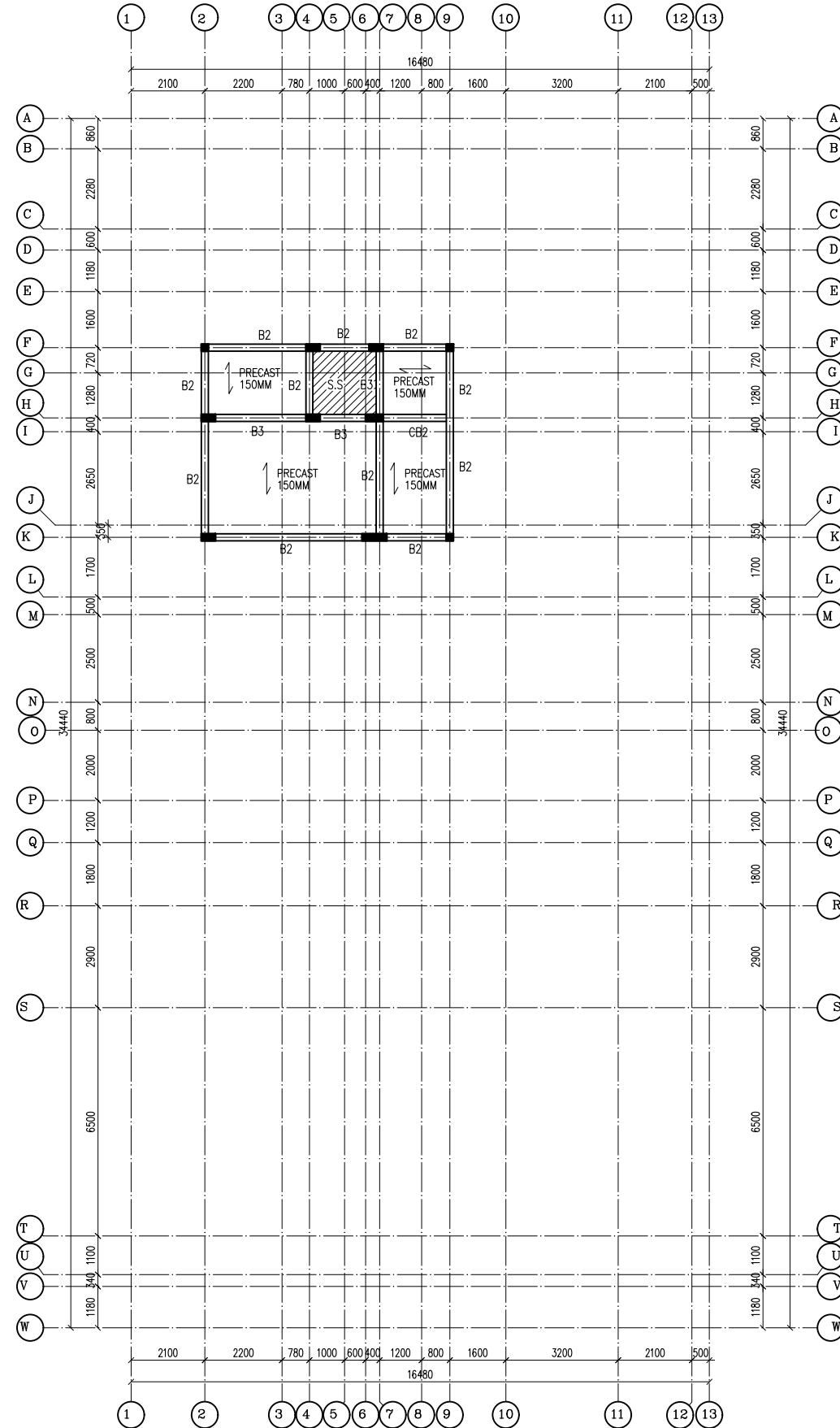
SCALE(A3) 1:150	DATE NOVEMBER 2019	JOB No. TMA-071-19
--------------------	-----------------------	-----------------------

DRAWN BY: MUHAMMED MUSTHAFA FILE - TMA-071-19

CHECKED BY: FATIMA ALMUSAWI	DRAWING No.
	<div style="border: 1px solid black; padding: 2px; display: inline-block;">ST.</div> <div style="border: 1px solid black; padding: 2px; display: inline-block;">03 09</div>
ARCHITECT DR.HASSAN RADHI	STRUCTURAL ENG. SYED MUJEEB



TMA071
A W1
ROOF FLOOR BEAM FRAMING PLAN
 SCALE 1:175 M



TMA071
A W1
TOP ROOF FLOOR BEAM FRAMING PLAN
 SCALE 1:175 M

© THIS IS THE PROPERTY OF TASMEEM ENGINEERING AND IS NOT TO BE REPRODUCED, COPIED, HANDED OVER TO A THIRD PARTY OR USED FOR ANY PURPOSE OTHER THAN THAT FOR WHICH IT HAS BEEN LOANED WITHOUT WRITTEN PERMISSION.

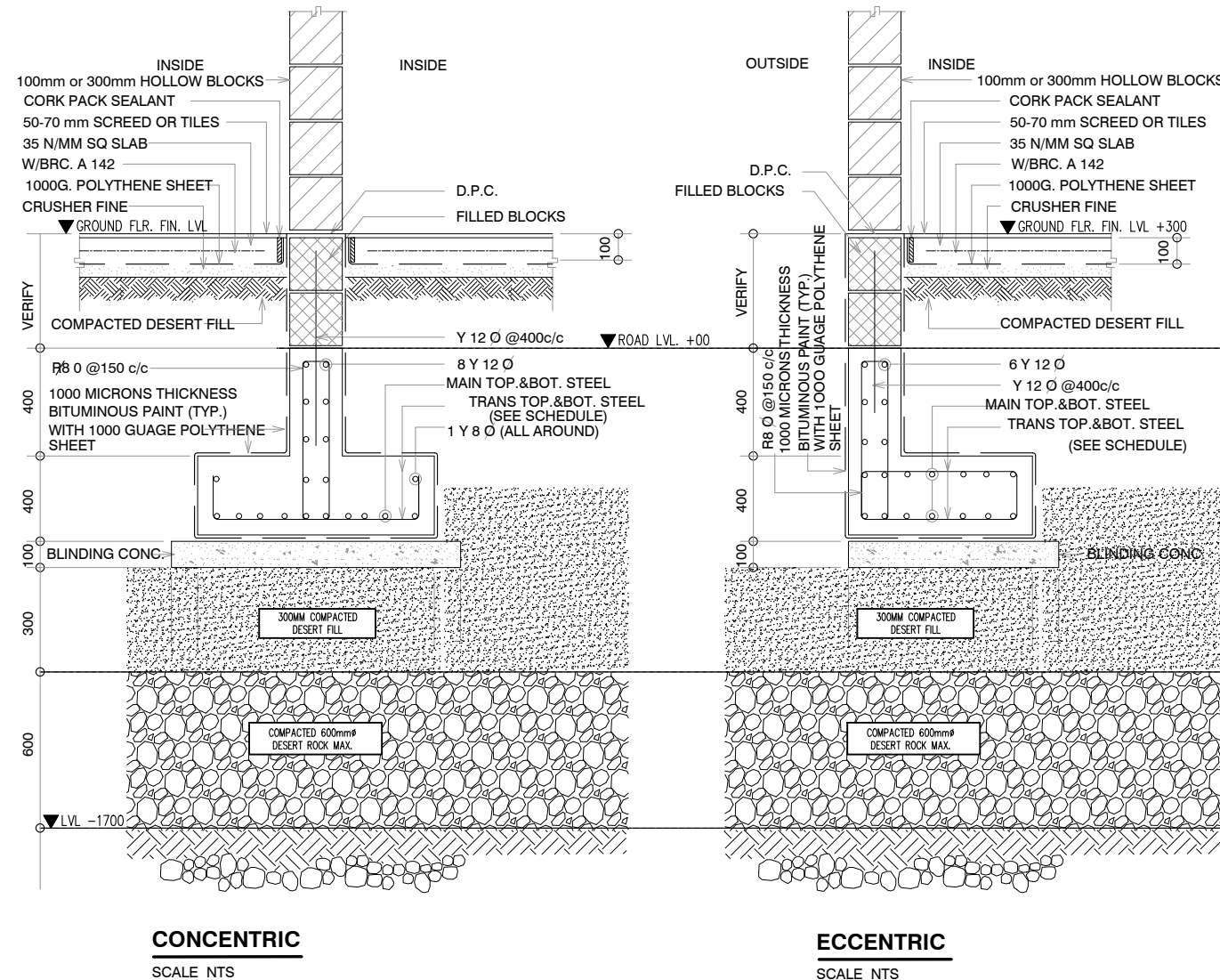
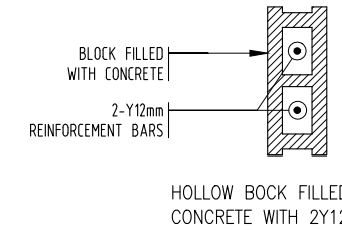
ATG-071-19-TMA

SCHEDULE OF BEAMS

MARK	SECTION B x D mm	BOTTOM BARS		TOP BARS		STIFFNER AT D/2	STIRRUPS		
		Continuous	Extra at Mid span	Continuous	Extra at Support		AT MIDSPAN	AT SUPPORT	
B1	200 x 400	2 Ø12mm	2 Ø12mm	2 Ø12mm	2 Ø12mm	-	Y8Ø150mm c/c	Y8Ø150mm c/c	☐
B2	200 x 400	2 Ø16mm	2 Ø12mm	2 Ø16mm	2 Ø12mm	-	Y8Ø150mm c/c	Y8Ø150mm c/c	☐
B3	200 x 500	2 Ø16mm	2 Ø16mm	2 Ø16mm	2 Ø16mm	-	Y8Ø150mm c/c	Y8Ø150mm c/c	☐
B4	200 x 500	4 Ø16mm	2 Ø16mm	2 Ø16mm	2 Ø16mm	-	Y8Ø150mm c/c	Y8Ø150mm c/c	☐

SCHEDULE OF STRIP FOOTING

SF1 MARK	R.c footing size L X W X D (mm)	BOTTOM BARS		TOP BARS		REMARKS
		Long direction	Short direction	Long direction	Short direction	
SF1	LX600X400	Y16Ø@150mm	Y12Ø@150mm			
SF2	LX600X400	Y16Ø@150mm	Y12Ø@150mm	Y16Ø@150mm	Y12Ø@150mm	



TYPICAL STRIP FOOTING DETAILS
Scale : NTS

NOTES :

- ALL DIMENSIONS ARE IN MILLIMETERS UNLESS OTHERWISE SPECIFIED.
- DRAWINGS SHALL NOT BE SCALED, ALL DIMENSIONS ARE FINAL.
- REFER TO ENLARGED DETAIL FOR MORE INFORMATION.
- REFER TO SPECIFICATIONS FOR COMPLETE INFORMATION INCLUDING MATERIALS TO BE USED FOR FABRICATION.
- PRIOR TO COMMENCING ANY WORK, CONTRACTOR SHALL VERIFY EXISTING SITE CONDITIONS, AND ESTABLISH DATUM POINTS INDICATED IN THE DRAWING. IN CASE OF DISCREPANCIES, CONSULTANT SHOULD BE NOTIFIED IMMEDIATELY BEFORE COMMENCING WORK.
- NO OTHER DRAWINGS TO BE USED DURING CONSTRUCTION EXCEPT DRAWINGS SIGNED AND SEALED BY TASMEEM ENGINEERING BUREAU.

REVISIONS

SL.NO	DATE	DESCRIPTION	DRAWN BY.
1	18-8-2020	AMENDMENT	ARCH.FATIMA

TASMEEM ENGINEERING
ARCHITECTS & ENGINEERS
 مهندسون ومهندسون
 C. R. No. 87367-2, EPP L&B/197
 P.O.Box No.33130, Tel: (+973)17002172
 Tubli - Kingdom of Bahrain
 info@tasmeemeng.com / tasmeem@batelco.com.bh
 www.tasmeemeng.com / instagram:tasmeem_bh

PROJECT
TWO STOREY VILLA

LOCATION:
EKER, KINGDOM OF BAHRAIN

CLIENT :
Mr. EBRAHIM HABIB ALMUGHANI

DRAWING TITLE
STRUCTURAL DETAIL

SCALE(A3) NTS	DATE NOVEMBER 2019	JOB No. TMA-071-19
------------------	-----------------------	-----------------------

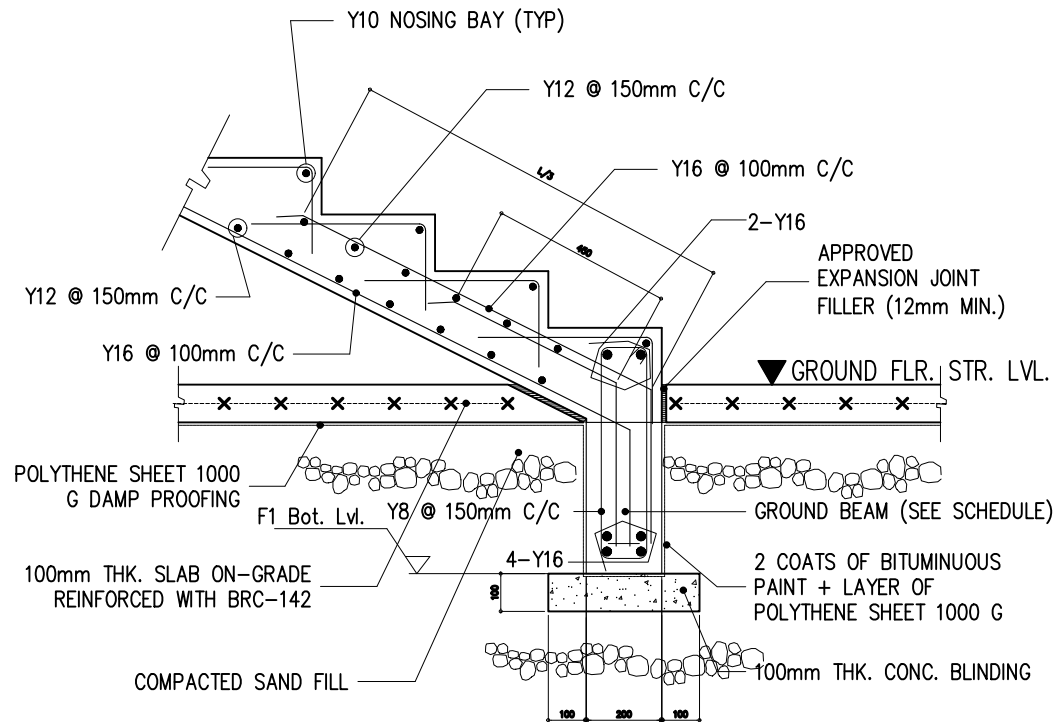
DRAWN BY: MUHAMMED MUSTHAFA FILE - TMA-071-19

CHECKED BY: FATIMA ALMUSAWI

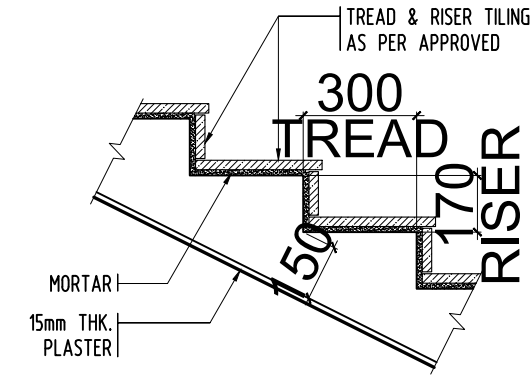
<p>ARCHITECT DR. HASSAN RADHI</p>	<p>STRUCTURAL ENG. SYED MUJEEB</p>
<p>DRAWING No.</p> <div style="border: 1px solid black; padding: 2px; display: inline-block;">ST.</div> <div style="border: 1px solid black; padding: 2px; display: inline-block;">04</div> <div style="border: 1px solid black; padding: 2px; display: inline-block;">09</div>	

© THIS IS THE PROPERTY OF TASMEEM ENGINEERING AND IS NOT TO BE REPRODUCED, COPIED, HANDED OVER TO A THIRD PARTY OR USED FOR ANY PURPOSE OTHER THAN THAT FOR WHICH IT HAS BEEN LOANED WITHOUT WRITTEN PERMISSION.

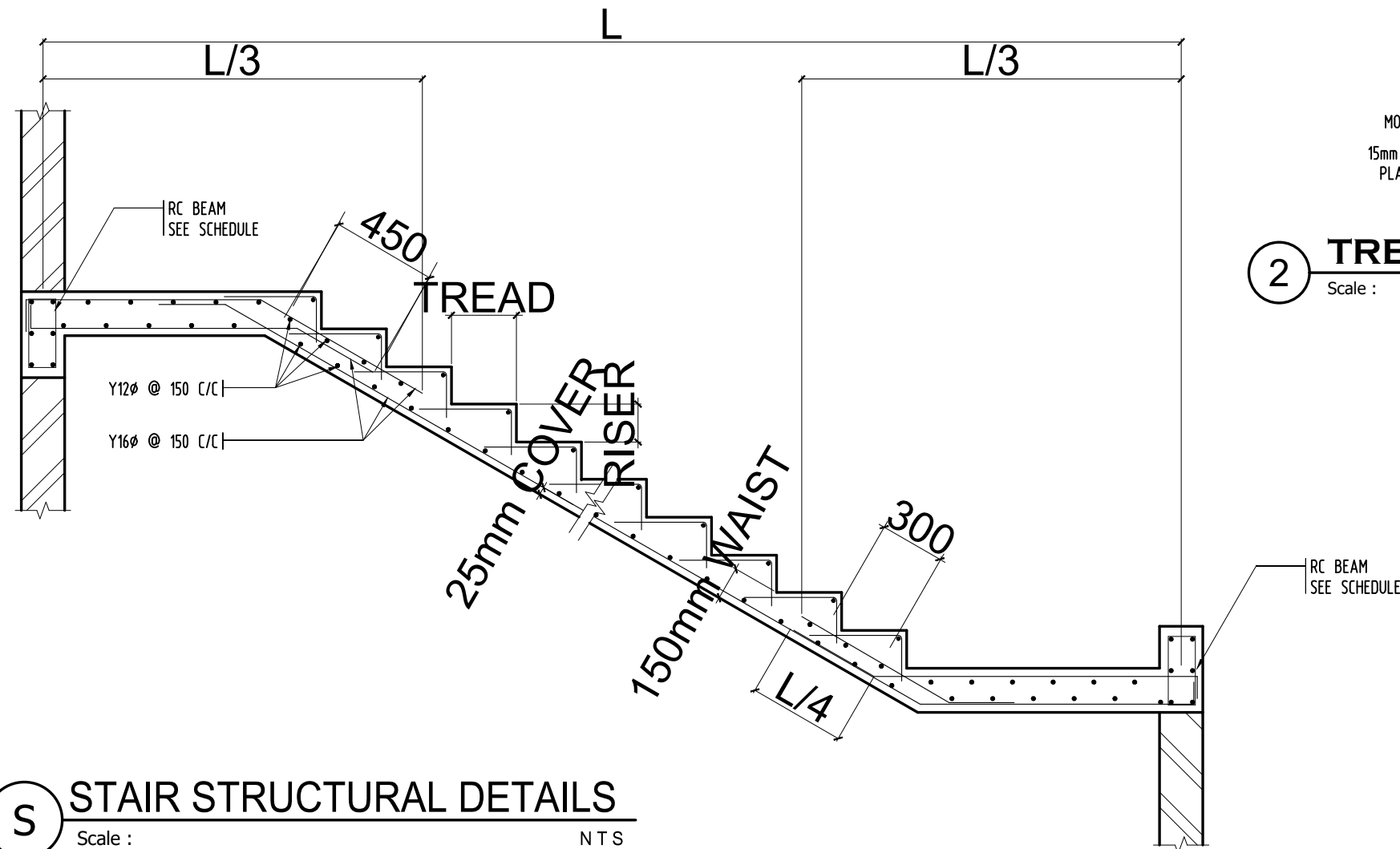
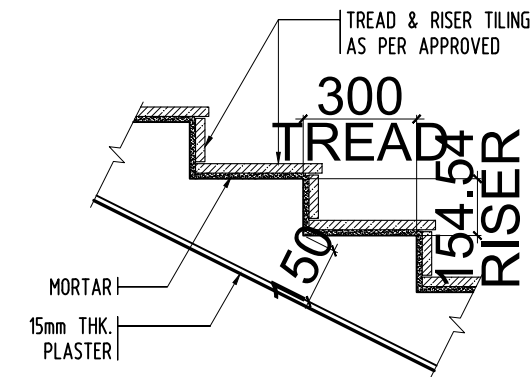
ATG-071-19-TMA



1 TREAD & RISER DETAIL-1
Scale : N T S



2 TREAD & RISER DETAIL-2
Scale : N T S



S STAIR STRUCTURAL DETAILS
Scale : N T S

NOTES :

1. ALL DIMENSIONS ARE IN MILLIMETERS UNLESS OTHERWISE SPECIFIED.
2. DRAWINGS SHALL NOT BE SCALED, ALL DIMENSIONS ARE FINAL.
3. REFER TO ENLARGED DETAIL FOR MORE INFORMATION.
4. REFER TO SPECIFICATIONS FOR COMPLETE INFORMATION INCLUDING MATERIALS TO BE USED FOR FABRICATION.
5. PRIOR TO COMMENCING ANY WORK, CONTRACTOR SHALL VERIFY EXISTING SITE CONDITIONS, AND ESTABLISH DATUM POINTS INDICATED IN THE DRAWING. IN CASE OF DISCREPANCIES, CONSULTANT SHOULD BE NOTIFIED IMMEDIATELY BEFORE COMMENCING WORK.
6. NO OTHER DRAWINGS TO BE USED DURING CONSTRUCTION EXCEPT DRAWINGS SIGNED AND SEALED BY TASMEEM ENGINEERING BUREAU.

REVISIONS

SL. NO.	DATE	DESCRIPTION	DRAWN BY.
1	18-8-2020	AMENDMENT	ARCH. FATIMA

TASMEEM ENGINEERING

مهندسون ومهندسون

ARCHITECTS & ENGINEERS

C. R. No. 87367-2, EPP L&L BN/197
P.O. Box No. 33130, Tel: (+973) 17002172
Tubli - Kingdom of Bahrain
info@tasmeemeng.com / tasmeem@batelco.com.bh
www.tasmeemeng.com / instagram:tasmeem_bh

PROJECT
TWO STOREY VILLA

LOCATION.
EKER , KINGDOM OF BAHRAIN

CLIENT :
Mr. EBRAHIM HABIB ALMUGHANI

DRAWING TITLE
STRUCTURAL DETAIL

SCALE(A3) : N T S DATE : NOVEMBER 2019 JOB No. : TMA-071-19

DRAWN BY: MUHAMMED MUSTHAFA FILE - TMA-071-19

CHECKED BY: FATIMA ALMUSAWI DRAWING No.

ARCHITECT DR. HASSAN RADHI	STRUCTURAL ENG. SYED MUJEEB
-------------------------------	--------------------------------

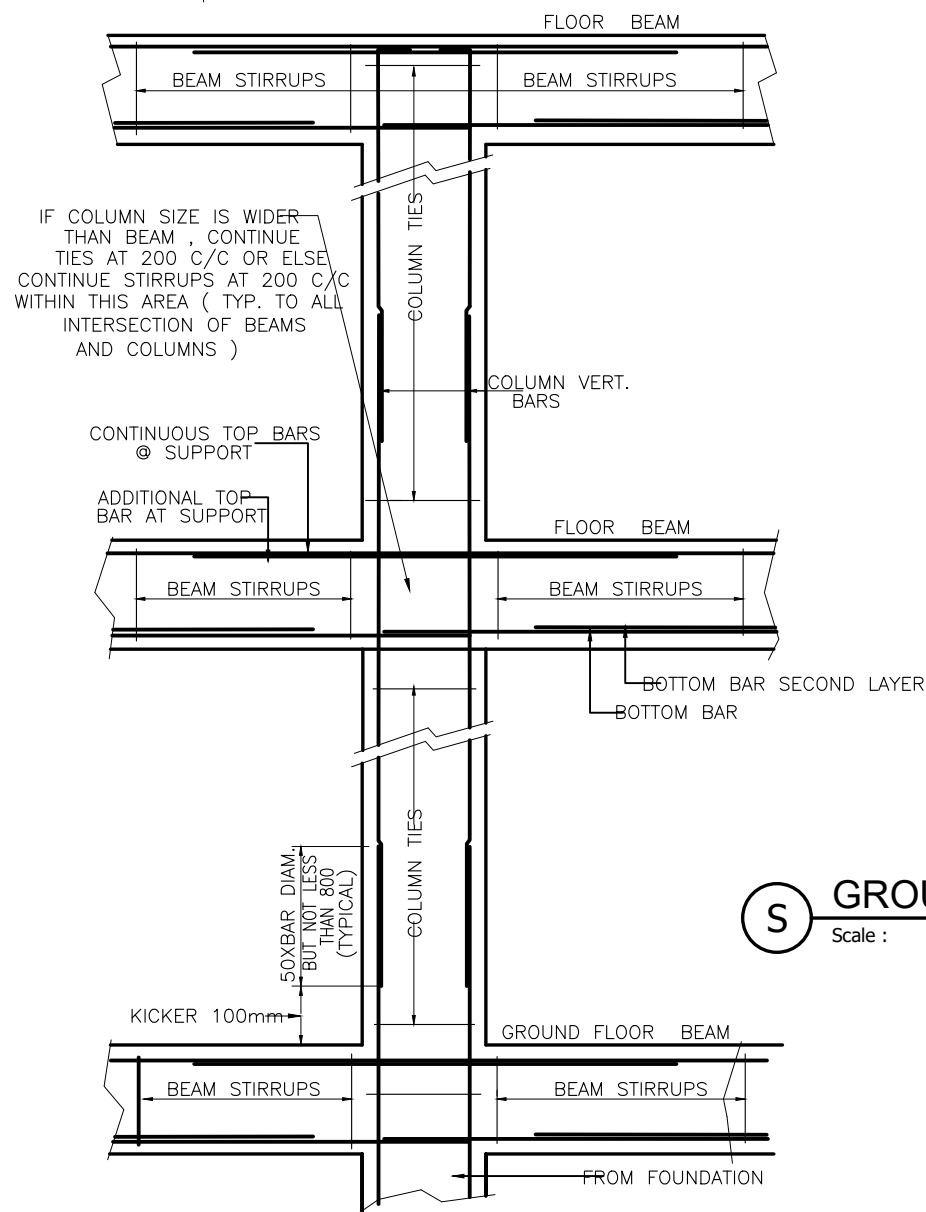
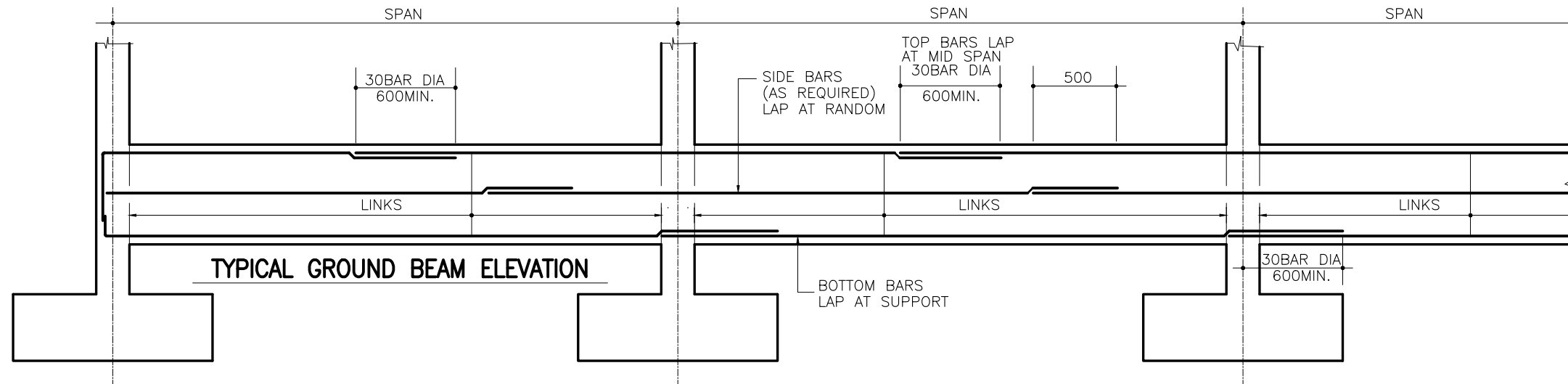
(ST.)
05
09

© THIS IS THE PROPERTY OF TASMEEM ENGINEERING AND IS NOT TO BE REPRODUCED, COPIED, HANDED OVER TO A THIRD PARTY OR USED FOR ANY PURPOSE OTHER THAN THAT FOR WHICH IT HAS BEEN LOANED WITHOUT WRITTEN PERMISSION.

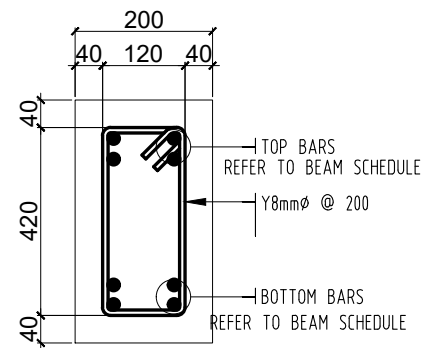
ATG-071-19-TMA

NOTES :

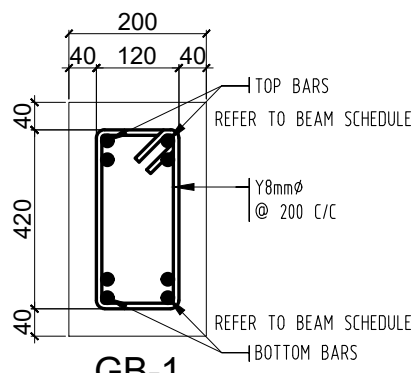
1. ALL DIMENSIONS ARE IN MILLIMETERS UNLESS OTHERWISE SPECIFIED.
2. DRAWINGS SHALL NOT BE SCALED, ALL DIMENSIONS ARE FINAL.
3. REFER TO ENLARGED DETAIL FOR MORE INFORMATION.
4. REFER TO SPECIFICATIONS FOR COMPLETE INFORMATION INCLUDING MATERIALS TO BE USED FOR FABRICATION.
5. PRIOR TO COMMENCING ANY WORK, CONTRACTOR SHALL VERIFY EXISTING SITE CONDITIONS, AND ESTABLISH DATUM POINTS INDICATED IN THE DRAWING. IN CASE OF DISCREPANCIES, CONSULTANT SHOULD BE NOTIFIED IMMEDIATELY BEFORE COMMENCING WORK.
6. NO OTHER DRAWINGS TO BE USED DURING CONSTRUCTION EXCEPT DRAWINGS SIGNED AND SEALED BY TASMEEM ENGINEERING BUREAU.



TYPICAL RC COLUMN DETAILS
Scale : N T S



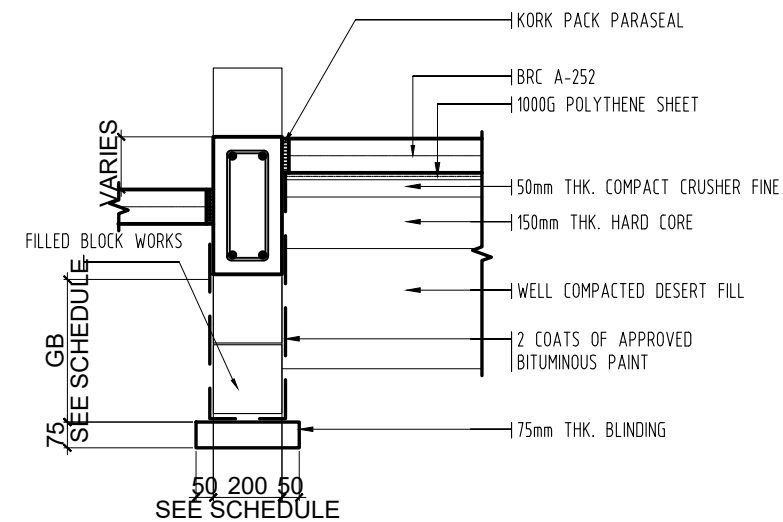
GB-2



GB-1

GROUND BEAM DETAILS
Scale : N T S

1. PROVIDE PARAPET WALL COLUMN 200x200 WITH 4T12 VERTICAL AND T8-200 RING SPACED AT MAXIMUM 4M. AND @ EVERY CORNER.
2. FOR BEAMS DEPTH GREATER THAN 500mm, ADD T12-200 EACH FACE.



DETAILS OF PERIMETER GROUND BEAM
Scale : N T S

REVISIONS

SL.NO	DATE	DESCRIPTION	DRAWN BY.
1	18-8-2020	AMENDMENT	ARCH.FATIMA

TASMEEM ENGINEERING
ARCHITECTS & ENGINEERS
C. R. No. 87367-2, EPP L& BN/197
P.O.Box No.33130, Tel: (+973)17002172
Tubli - Kingdom of Bahrain
info@tasmeemeng.com / tasmeem@batelco.com.bh
www.tasmeemeng.com / instagram:tasmeem_bh

PROJECT

TWO STOREY VILLA

LOCATION:

EKER , KINGDOM OF BAHRAIN

CLIENT :

Mr. EBRAHIM HABIB ALMUGHANI

DRAWING TITLE

STRUCTURAL DETAIL

SCALE(A3) NTS	DATE NOVEMBER 2019	JOB No. TMA-071-19
------------------	-----------------------	-----------------------

DRAWN BY: MUHAMMED MUSTHAFA FILE - TMA-071-19

CHECKED BY: FATIMA ALMUSAWI

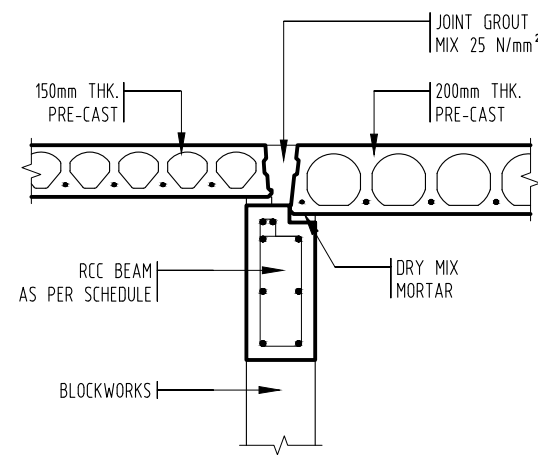
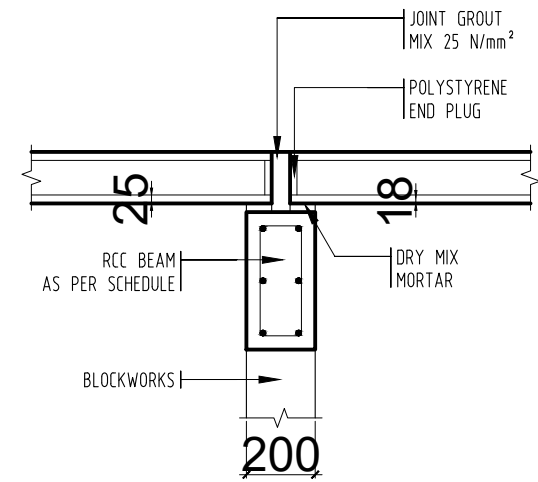
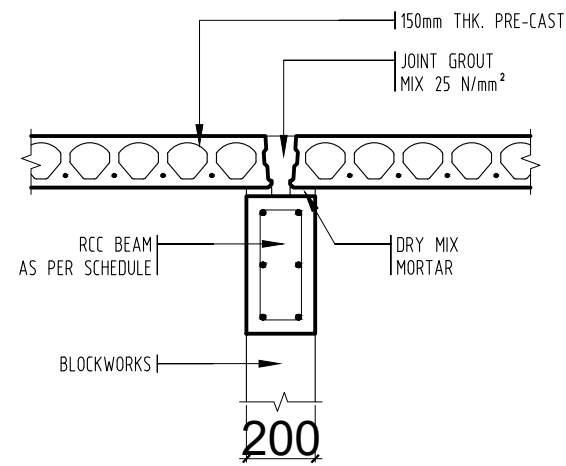
ARCHITECT DR.HASSAN RADHI	STRUCTURAL ENG. SYED MUJEEB	DRAWING No. ST. 06 09
------------------------------	--------------------------------	---

© THIS IS THE PROPERTY OF TASMEEM ENGINEERING AND IS NOT TO BE REPRODUCED, COPIED, HANDED OVER TO A THIRD PARTY OR USED FOR ANY PURPOSE OTHER THAN THAT FOR WHICH IT HAS BEEN LOANED WITHOUT WRITTEN PERMISSION.

ATG-071-19-TMA

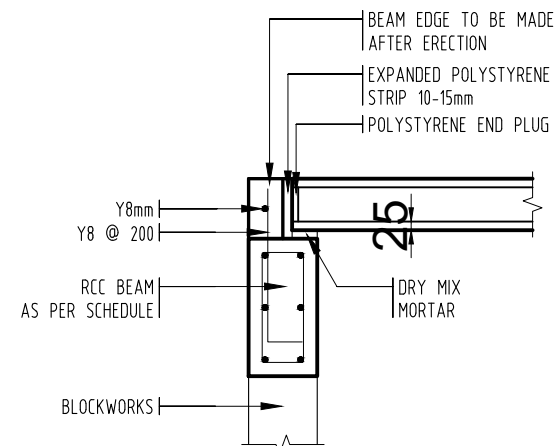
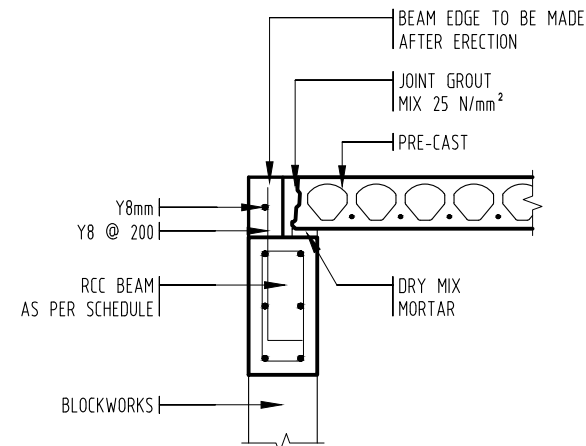
NOTES :

1. ALL DIMENSIONS ARE IN MILLIMETERS UNLESS OTHERWISE SPECIFIED.
2. DRAWINGS SHALL NOT BE SCALED, ALL DIMENSIONS ARE FINAL.
3. REFER TO ENLARGED DETAIL FOR MORE INFORMATION.
4. REFER TO SPECIFICATIONS FOR COMPLETE INFORMATION INCLUDING MATERIALS TO BE USED FOR FABRICATION.
5. PRIOR TO COMMENCING ANY WORK, CONTRACTOR SHALL VERIFY EXISTING SITE CONDITIONS, AND ESTABLISH DATUM POINTS INDICATED IN THE DRAWING. IN CASE OF DISCREPANCIES, CONSULTANT SHOULD BE NOTIFIED IMMEDIATELY BEFORE COMMENCING WORK.
6. NO OTHER DRAWINGS TO BE USED DURING CONSTRUCTION EXCEPT DRAWINGS SIGNED AND SEALED BY TASMEEM ENGINEERING BUREAU.



TYPICAL INNER SUPPORT DETAILS OF PRE-CAST SLAB

Scale : NTS

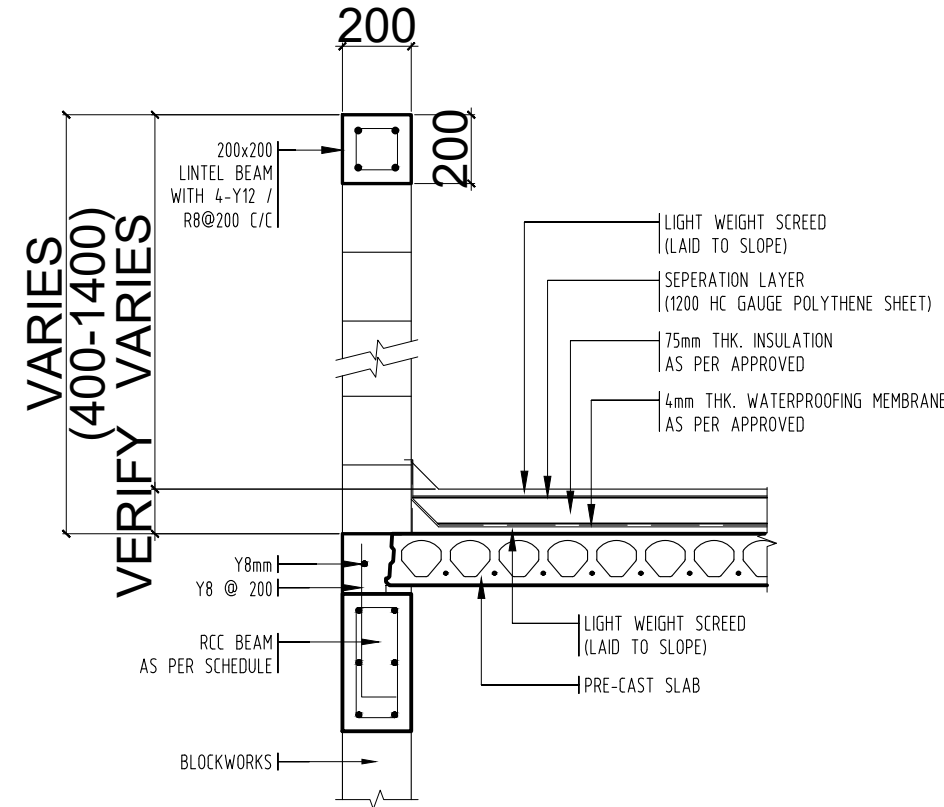


TYPICAL OUTER SUPPORT DETAILS OF PRE-CAST SLAB

Scale : NTS

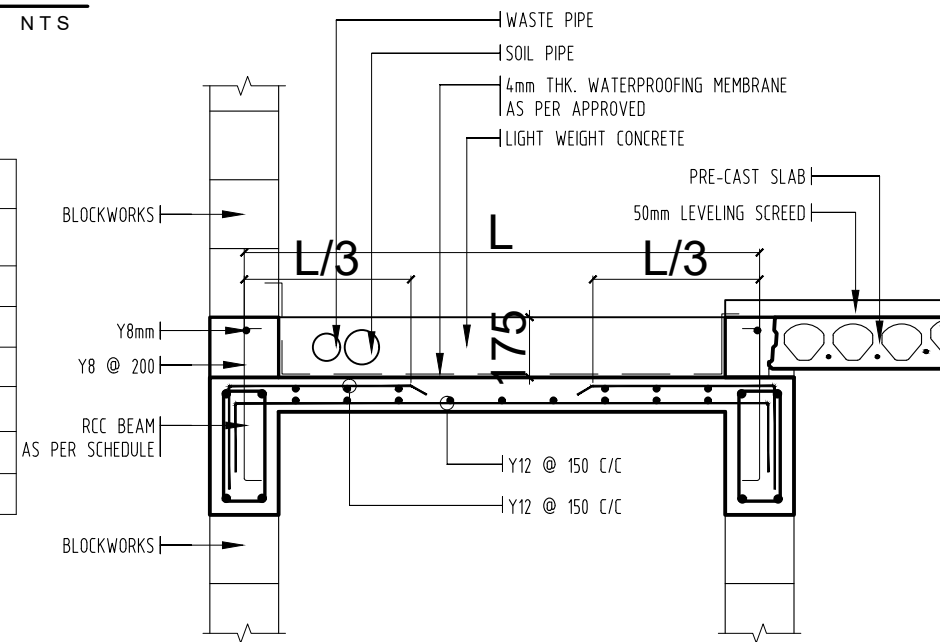
SCHEDULE OF LINTEL BEAM REINFORCEMENT

NO.	STRUCTURAL OPENING SIZE		LINTEL SIZE	REINFORCEMENT		
	FROM	TO		TOP	BOTT.	STIRRUPS
1	0000	1500	200 X 200	2Y12Ø	2Y12Ø	Y8Ø @ 150 c/c
2	1500	2000	200 X 200	2Y12Ø	2Y16Ø	Y8Ø @ 150 c/c
3	2000	3000	200 X 300	2Y16Ø	2Y16Ø	Y8Ø @ 150 c/c
4	3000	3500	200 X 300	2Y16Ø	2Y12Ø	Y10Ø @ 200 c/c
5	3500	4000	200 X 400	2Y16Ø	2Y16Ø	Y10Ø @ 150 c/c
6	4000	5000	200 X 400	4Y16Ø	4Y16Ø	Y10Ø @ 150 c/c



TYP. PARAPET DETAILS

Scale : NTS



TYPICAL DROP SLAB DETAILS

Scale : NTS

REVISIONS

SL.NO	DATE	DESCRIPTION	DRAWN BY.
1	18-8-2020	AMENDMENT	ARCH.FATIMA

TASMEEM ENGINEERING
ARCHITECTS & ENGINEERS
 مهندسون و معمارون
 C. R. No. 87367-2, EPP L&L BN/197
 P.O.Box No.33130, Tel: (+973)17002172
 Tubli - Kingdom of Bahrain
 info@tasmeemeng.com / tasmeem@batelco.com.bh
 www.tasmeemeng.com / instagram:tasmeem_bh

PROJECT
TWO STOREY VILLA

LOCATION:
EKER, KINGDOM OF BAHRAIN

CLIENT :
Mr. EBRAHIM HABIB ALMUGHANI

DRAWING TITLE
STRUCTURAL DETAIL

SCALE(A3)
NTS

DATE
NOVEMBER 2019

JOB No.
TMA-071-19

DRAWN BY: MUHAMMED MUSTHAFA

CHECKED BY: FATIMA ALMUSAWI

FILE - TMA-071-19

DRAWING No.

ST.

07
09

ARCHITECT
DR. HASSAN RADHI

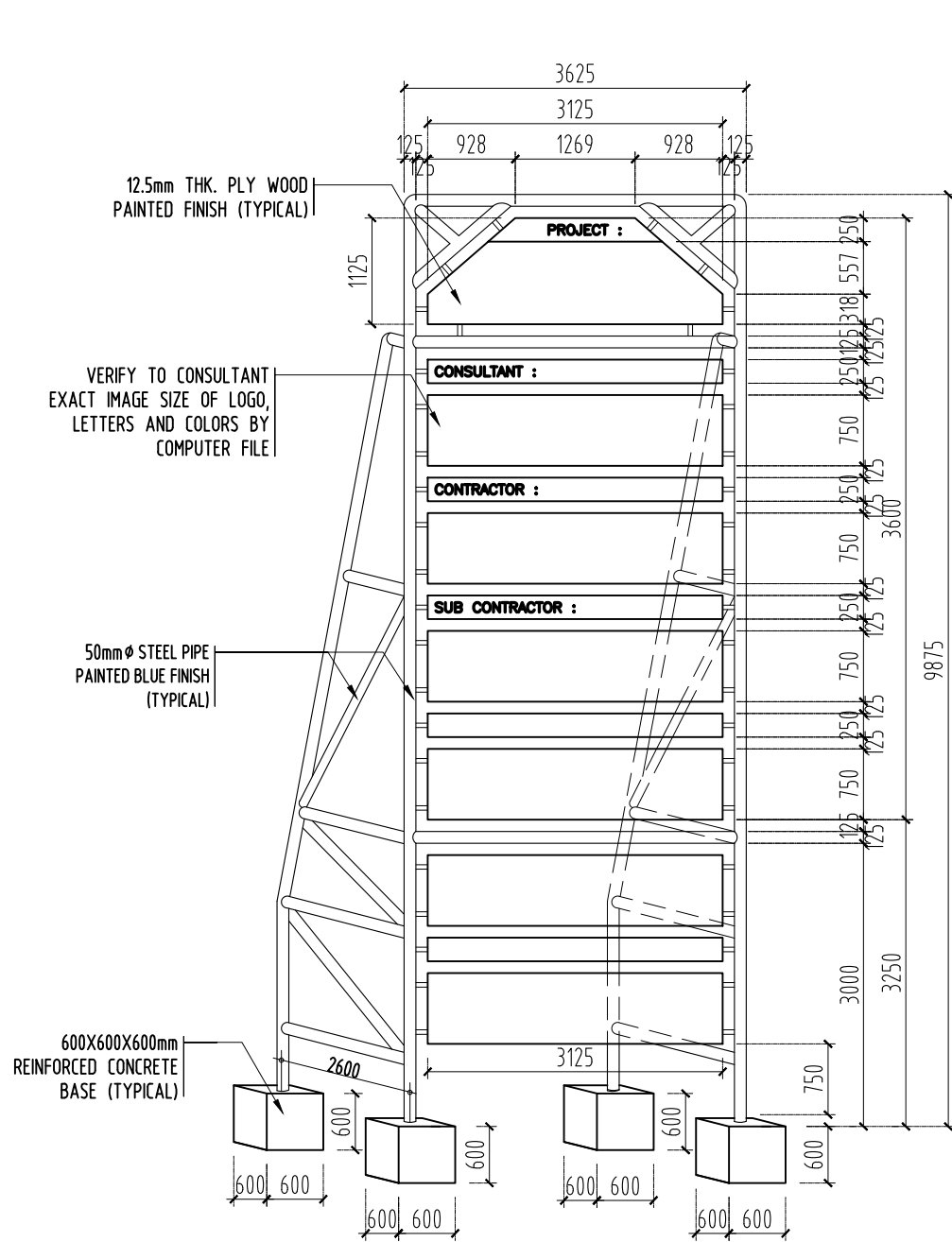
STRUCTURAL ENG.
SYED MUJEEB

© THIS IS THE PROPERTY OF TASMEEM ENGINEERING AND IS NOT TO BE REPRODUCED, COPIED, HANDED OVER TO A THIRD PARTY OR USED FOR ANY PURPOSE OTHER THAN THAT FOR WHICH IT HAS BEEN LOANED WITHOUT WRITTEN PERMISSION.

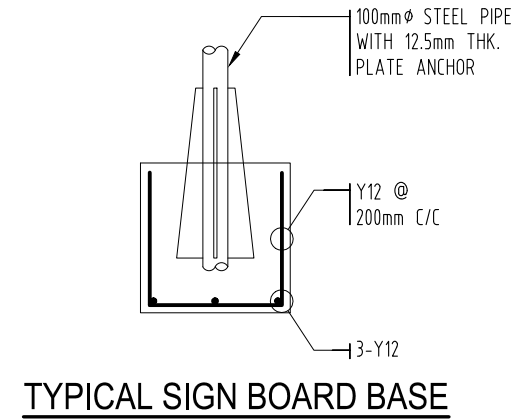
ATG-071-19-TMA

NOTES :

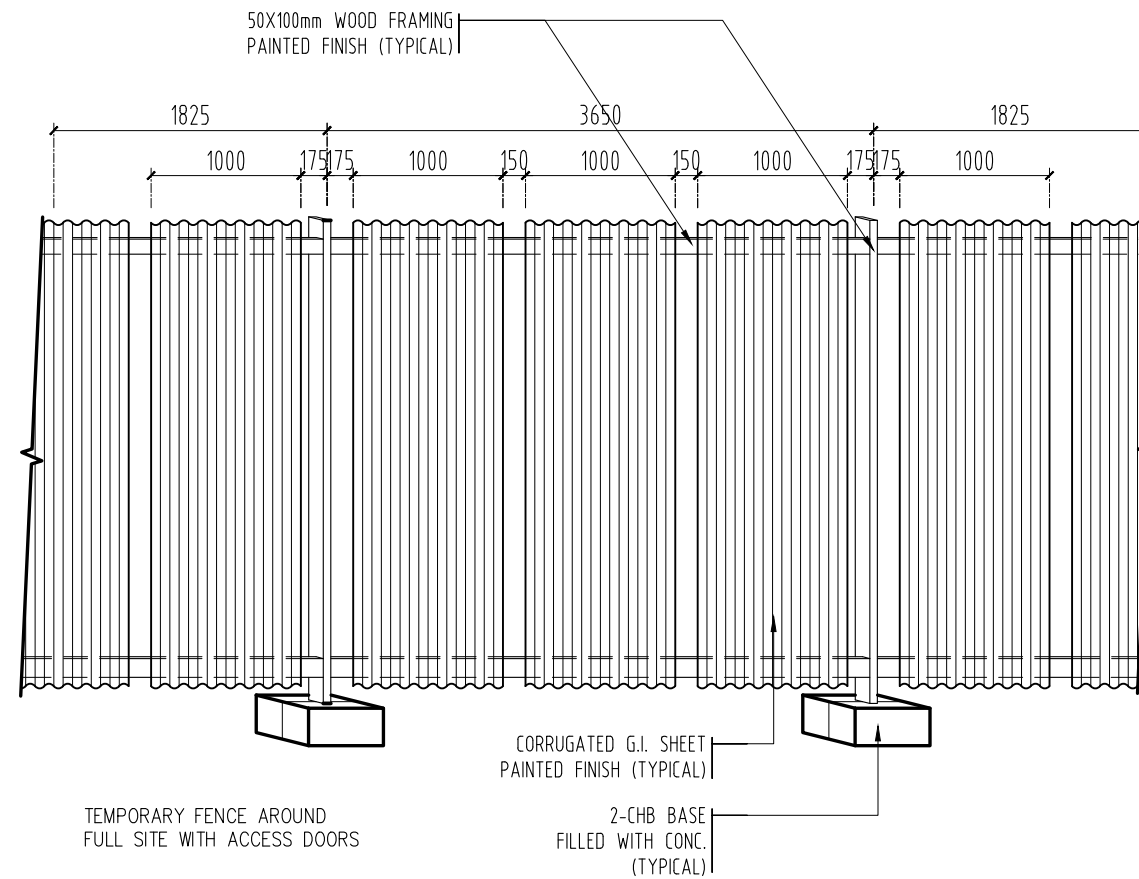
1. ALL DIMENSIONS ARE IN MILLIMETERS UNLESS OTHERWISE SPECIFIED.
2. DRAWINGS SHALL NOT BE SCALED, ALL DIMENSIONS ARE FINAL.
3. REFER TO ENLARGED DETAIL FOR MORE INFORMATION.
4. REFER TO SPECIFICATIONS FOR COMPLETE INFORMATION INCLUDING MATERIALS TO BE USED FOR FABRICATION.
5. PRIOR TO COMMENCING ANY WORK, CONTRACTOR SHALL VERIFY EXISTING SITE CONDITIONS, AND ESTABLISH DATUM POINTS INDICATED IN THE DRAWING. IN CASE OF DISCREPANCIES, CONSULTANT SHOULD BE NOTIFIED IMMEDIATELY BEFORE COMMENCING WORK.
6. NO OTHER DRAWINGS TO BE USED DURING CONSTRUCTION EXCEPT DRAWINGS SIGNED AND SEALED BY TASMEEM ENGINEERING BUREAU.



SIGN BOARD DETAILS
Scale : NTS



TYPICAL SIGN BOARD BASE



TEMPORARY FENCE DETAILS
Scale : NTS

REVISIONS

SL.NO	DATE	DESCRIPTION	DRAWN BY.
1	18-8-2020	AMENDMENT	ARCH.FATIMA

TASMEEM ENGINEERING
ARCHITECTS & ENGINEERS

مهندسون ومهندسون
ARCHITECTS & ENGINEERS

C. R. No. 87367-2, EPP L&B/197
P.O.Box No.33130, Tel: (+973)17002172
Tubli - Kingdom of Bahrain
info@tasmeemeng.com / tasmeem@batelco.com.bh
www.tasmeemeng.com / instagram:tasmeem_bh

PROJECT
TWO STOREY VILLA

LOCATION.
EKER , KINGDOM OF BAHRAIN

CLIENT :
Mr. EBRAHIM HABIB ALMUGHANI

DRAWING TITLE
STRUCTURAL DETAIL

SCALE(A3) NTS	DATE NOVEMBER 2019	JOB No. TMA-071-19
------------------	-----------------------	-----------------------

DRAWN BY: MUHAMMED MUSTHAFA FILE - TMA-071-19

CHECKED BY: FATIMA ALMUSAWI

ARCHITECT DR.HASSAN RADHI	STRUCTURAL ENG. SYED MUJEEB	DRAWING No. ST. 08 09
------------------------------	--------------------------------	---

© THIS IS THE PROPERTY OF TASMEEM ENGINEERING AND IS NOT TO BE REPRODUCED, COPIED, HANDED OVER TO A THIRD PARTY OR USED FOR ANY PURPOSE OTHER THAN THAT FOR WHICH IT HAS BEEN LOANED WITHOUT WRITTEN PERMISSION.

ATG-071-19-TMA

NOTES :

1. ALL DIMENSIONS ARE IN MILLIMETERS UNLESS OTHERWISE SPECIFIED.
2. DRAWINGS SHALL NOT BE SCALED, ALL DIMENSIONS ARE FINAL.
3. REFER TO ENLARGED DETAIL FOR MORE INFORMATION.
4. REFER TO SPECIFICATIONS FOR COMPLETE INFORMATION INCLUDING MATERIALS TO BE USED FOR FABRICATION.
5. PRIOR TO COMMENCING ANY WORK, CONTRACTOR SHALL VERIFY EXISTING SITE CONDITIONS, AND ESTABLISH DATUM POINTS INDICATED IN THE DRAWING. IN CASE OF DISCREPANCIES, CONSULTANT SHOULD BE NOTIFIED IMMEDIATELY BEFORE COMMENCING WORK.
6. NO OTHER DRAWINGS TO BE USED DURING CONSTRUCTION EXCEPT DRAWINGS SIGNED AND SEALED BY TASMEEM ENGINEERING BUREAU.

REVISIONS

SL. NO.	DATE	DESCRIPTION	DRAWN BY.
1	18-8-2020	AMENDMENT	ARCH. FATIMA

TASMEEM ENGINEERING

مهندسون ومهندسون

ARCHITECTS & ENGINEERS

C. R. No. 87367-2, EPP L&B/197
P.O. Box No. 33130, Tel: (+973) 17002172
Tubli - Kingdom of Bahrain
info@tasmeemeng.com / tasmeem@batelco.com.bh
www.tasmeemeng.com / instagram:tasmeem_bh

PROJECT
TWO STOREY VILLA

LOCATION:
EKER, KINGDOM OF BAHRAIN

CLIENT :
Mr. EBRAHIM HABIB ALMUGHANI

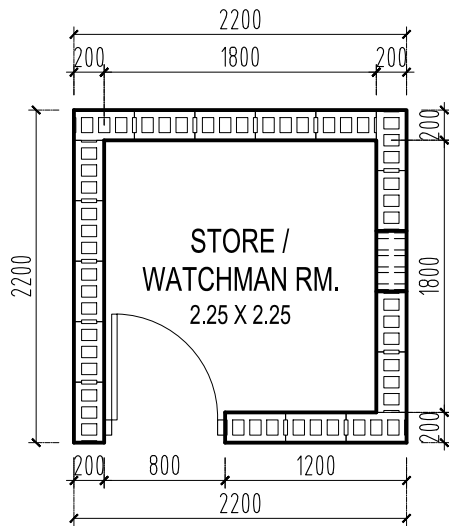
DRAWING TITLE
STRUCTURAL DETAIL

SCALE(A3) NTS	DATE NOVEMBER 2019	JOB No. TMA-071-19
------------------	-----------------------	-----------------------

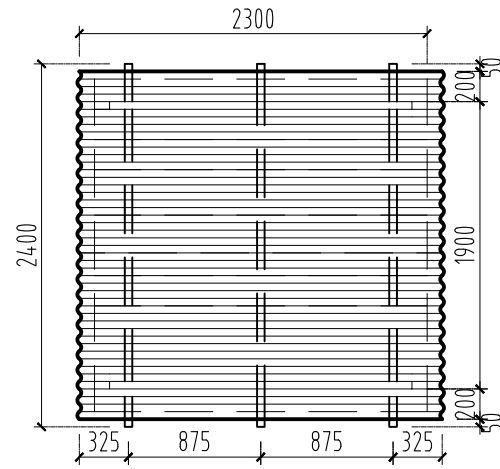
DRAWN BY: MUHAMMED MUSTHAFA FILE - TMA-071-19

CHECKED BY: FATIMA ALMUSAWI	DRAWING No.

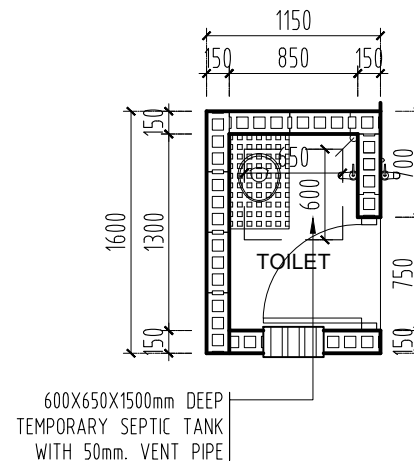
ARCHITECT: DR. HASSAN RADHI STRUCTURAL ENG.: SYED MUJEEB



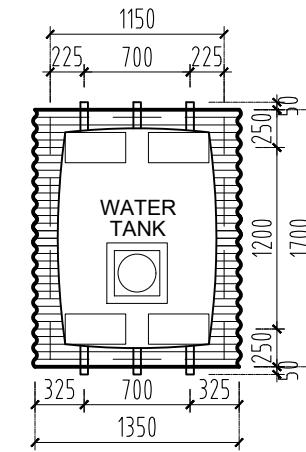
FLOOR PLAN



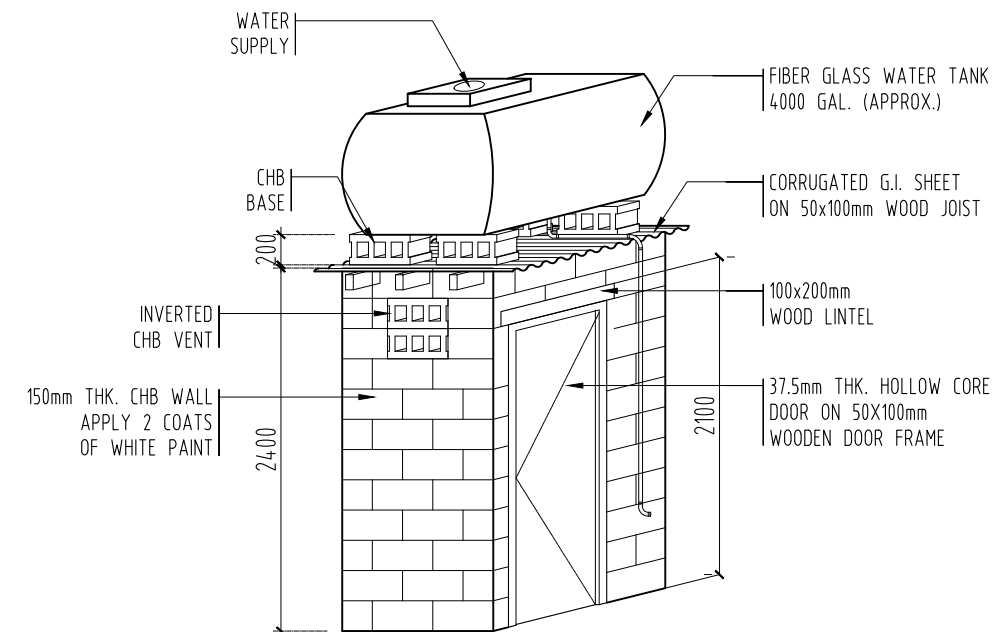
ROOF PLAN



FLOOR PLAN

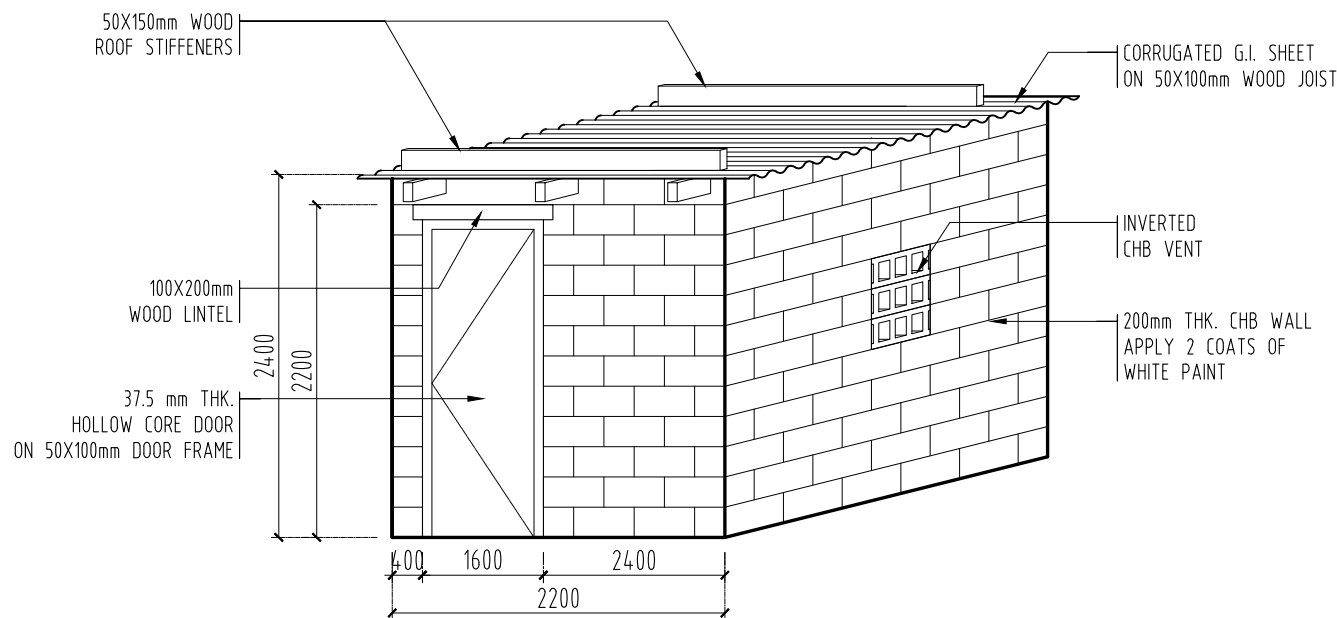


ROOF PLAN



TOILET & WATER TANK

Scale : N T S

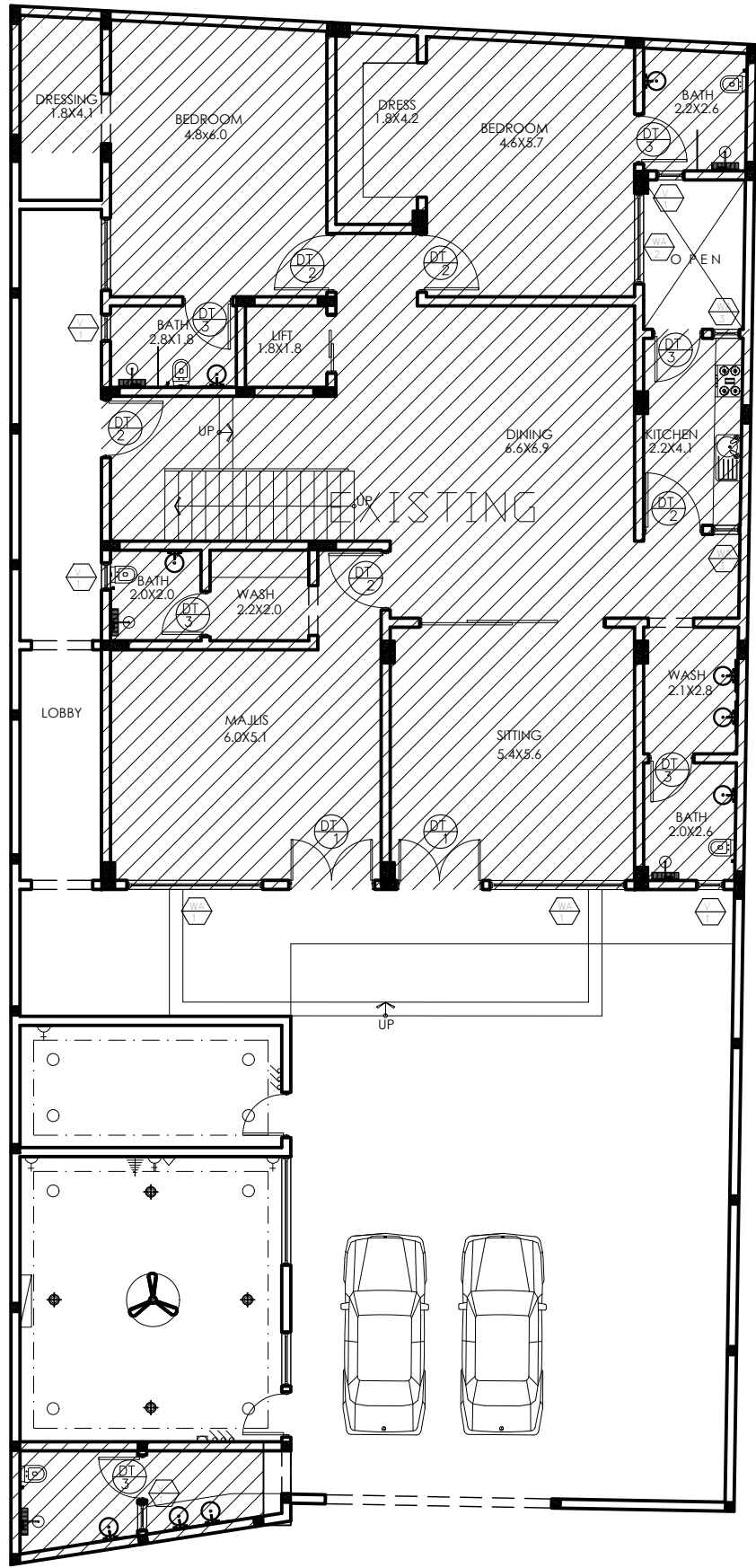


TEMPORARY STORE / WATCHMAN RM.

Scale : N T S

© THIS IS THE PROPERTY OF TASMEEM ENGINEERING AND IS NOT TO BE REPRODUCED, COPIED, HANDED OVER TO A THIRD PARTY OR USED FOR ANY PURPOSE OTHER THAN THAT FOR WHICH IT HAS BEEN LOANED WITHOUT WRITTEN PERMISSION.

ATG-071-19-TMA



TMA071
E V1
SCALE 1:150 M
GROUND FLOOR ELECTRICAL PLAN

NOTES :

1. ALL DIMENSIONS ARE IN MILLIMETERS UNLESS OTHERWISE SPECIFIED.
2. DRAWINGS SHALL NOT BE SCALED, ALL DIMENSIONS ARE FINAL.
3. REFER TO ENLARGED DETAIL FOR MORE INFORMATION.
4. REFER TO SPECIFICATIONS FOR COMPLETE INFORMATION INCLUDING MATERIALS TO BE USED FOR FABRICATION.
5. PRIOR TO COMMENCING ANY WORK, CONTRACTOR SHALL VERIFY EXISTING SITE CONDITIONS, AND ESTABLISH DATUM POINTS INDICATED IN THE DRAWING. IN CASE OF DISCREPANCIES, CONSULTANT SHOULD BE NOTIFIED IMMEDIATELY BEFORE COMMENCING WORK.
6. NO OTHER DRAWINGS TO BE USED DURING CONSTRUCTION EXCEPT DRAWINGS SIGNED AND SEALED BY TASMEEM ENGINEERING BUREAU.

SYMBOL	DESCRIPTION
▷	13 AMP SWITCH SOCKET OUTLET
▷	13 AMP SWITCH DOUBLE SOCKET OUTLET
▷	30 AMP SWITCH FOR A.C UNIT
▷	30 AMP SWITCH WATER PROOF
▷	13 AMP WATER PROOF SWITCH SOCKET OUTLET
▷	13 AMP WATER PROOF DOUBLE SWITCH SOCKET OUTLET
▷	20 AMP SWITCH SOCKET OUTLET FOR OVEN
↙	ONE WAY SWITCH 15 AMP, ONE GANG
↘	TWO WAY SWITCH 15 AMP
↙	ONE WAY LIGHT TIMER SWITCH 15 AMP, ONE GANG
⊕	13 AMP FLOOR SWITCH SOCKET OUTLET
▷	13 AMP FLOOR SWITCH SOCKET OUTLET: DOUBLE
⊕wp	WEATHER PROOF SWITCH 15 AMP
⊕	SURFACE MOUNTED CIRC. FLOURESCENT LIGHT
○	SURFACE MOUNTED CEILING LIGHT
□	WALKWAY SPOT LIGHT
⊖	INTERNAL WALL MOUNTED LIGHT
⊖	EXTERNAL WALL MOUNTED LIGHT
⊕wp	FLASH MOUNTED WALL LIGHT
⊖	PICTURE LIGHT
⊕	BOLLARDS LIGHT (Garden)
⊕	PARAPET WALL LIGHT
●	MIRROR LIGHT
BG	MANUAL BREAK GLASS
FACP	FIRE ALARM CONTROL PANEL
E	FIRE ALARM BELL
—	2 X 40W SURF. MOUNTED FLOURESCENT LIGHT
☼	CHANDELLER
⊖	T. V. ANTENA
⊖	INTERCOM
▷	BELL PUSH
□	A. C. UNIT WINDOW TYPE
□	A. C. UNIT SPLIT TYPE
⊖	WALL FAN
⊖	EXHAUST FAN
⊖	CEILING FAN
⊖	CEILING EXHAUST FAN
⊖	CEILING FAN REGULATOR
⊖	WATER HEATER
⊖	SMOCK DETECTOR
⊖	DISTRIBUTION BOARD
M	METER BOARD
⊖	MAIN PANEL BOARD
EL	EMERGENCY LIGHT
▷	TELEPHONE
TEL	TELEPHONE DISTRIBUTION POINT BOX
⊖	CENTRAL A/C WALL MOUNTED AIR SUPPLY
⊖	CENTRAL A/C CEILING MOUNTED AIR RETURN
⊖	CENTRAL A/C WALL MOUNTED AIR SUPPLY
⊖	CENTRAL A/C CEILING MOUNTED AIR RETURN
⊖	SPOT LIGHT
—	LED STRIP LIGHT

REVISIONS

SL.NO	DATE	DESCRIPTION	DRAWN BY.
1	18-8-2020	AMENDMENT	ARCH.FATIMA

TASMEEM ENGINEERING
 ARCHITECTS & ENGINEERS
 مهندسون ومهندسون
 C. R. No. 87367-2, EPP L&B/197
 P.O.Box No.33130, Tel: (+973)17002172
 Tubli - Kingdom of Bahrain
 info@tasmeemeng.com / tasmeem@batelco.com.bh
 www.tasmeemeng.com / instagram:tasmeem_bh

PROJECT
TWO STOREY VILLA

LOCATION:
EKER, KINGDOM OF BAHRAIN

CLIENT :
Mr. EBRAHIM HABIB ALMUGHANI

DRAWING TITLE
GROUND FLOOR ELECTRICAL PLAN

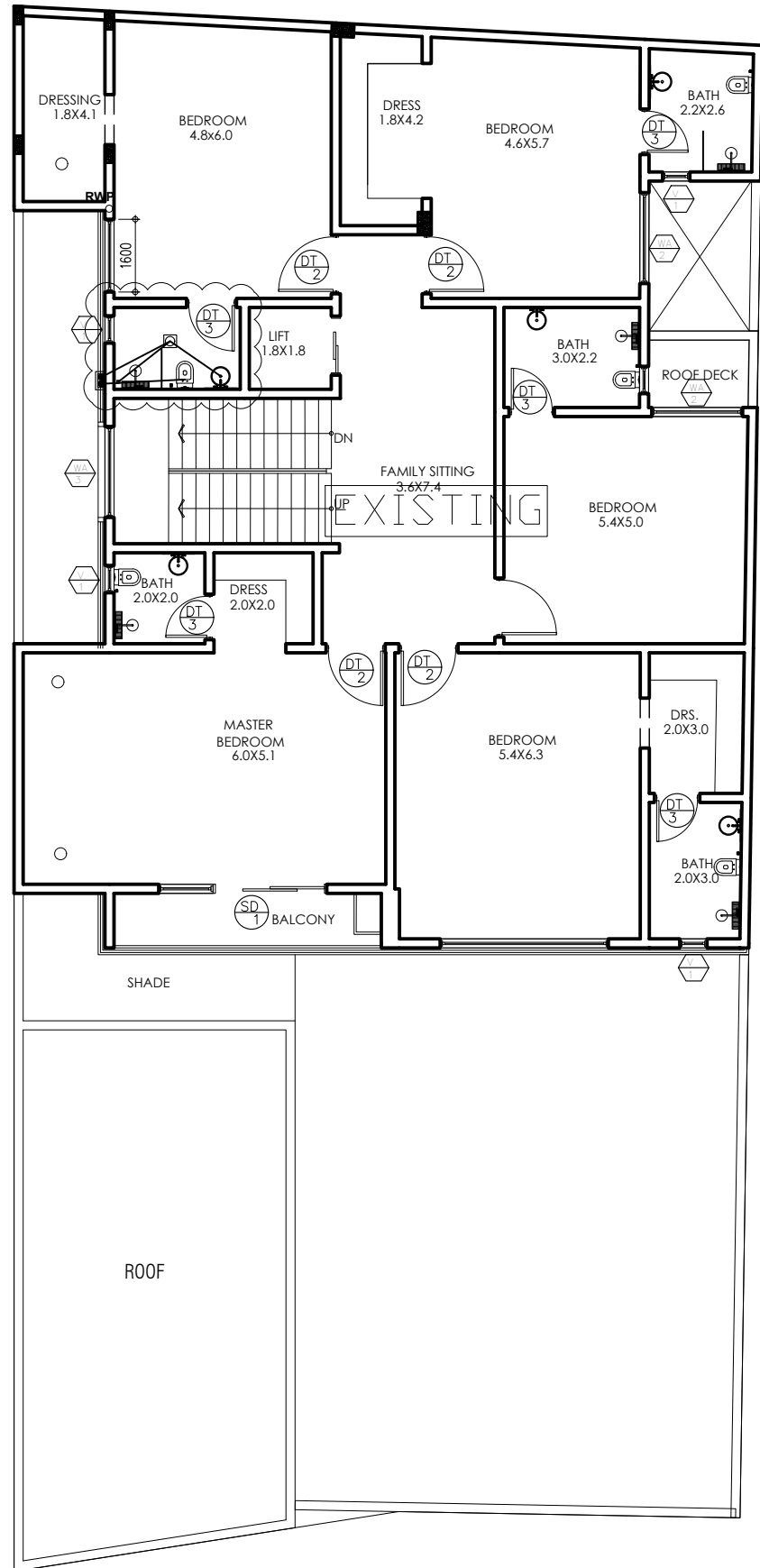
SCALE(A3) 1:150	DATE NOVEMBER 2019	JOB No. TMA-071-19
--------------------	-----------------------	-----------------------

DRAWN BY: MUHAMMED MUSTHAFA FILE - TMA-071-19

CHECKED BY: FATIMA ALMUSAWI	DRAWING No.
ARCHITECT DR. HASSAN RADHI	STRUCTURAL ENG. SYED MUJEEB
<div style="border: 1px solid black; padding: 2px; display: inline-block;">EL</div> <div style="border: 1px solid black; padding: 2px; display: inline-block;">01</div> <div style="border: 1px solid black; padding: 2px; display: inline-block;">06</div>	

© THIS IS THE PROPERTY OF TASMEEM ENGINEERING AND IS NOT TO BE REPRODUCED, COPIED, HANDED OVER TO A THIRD PARTY OR USED FOR ANY PURPOSE OTHER THAN THAT FOR WHICH IT HAS BEEN LOANED WITHOUT WRITTEN PERMISSION.

ATG-071-19-TMA



TMA071
A W1
PROPOSED FIRST FLOOR PLAN
SCALE 1:175 M

NOTES :

1. ALL DIMENSIONS ARE IN MILLIMETERS UNLESS OTHERWISE SPECIFIED.
2. DRAWINGS SHALL NOT BE SCALED, ALL DIMENSIONS ARE FINAL.
3. REFER TO ENLARGED DETAIL FOR MORE INFORMATION.
4. REFER TO SPECIFICATIONS FOR COMPLETE INFORMATION INCLUDING MATERIALS TO BE USED FOR FABRICATION.
5. PRIOR TO COMMENCING ANY WORK, CONTRACTOR SHALL VERIFY EXISTING SITE CONDITIONS, AND ESTABLISH DATUM POINTS INDICATED IN THE DRAWING. IN CASE OF DISCREPANCIES, CONSULTANT SHOULD BE NOTIFIED IMMEDIATELY BEFORE COMMENCING WORK.
6. NO OTHER DRAWINGS TO BE USED DURING CONSTRUCTION EXCEPT DRAWINGS SIGNED AND SEALED BY TASMEEM ENGINEERING BUREAU.

SYMBOL	DESCRIPTION
▷	13 AMP SWITCH SOCKET OUTLET
▷▷	13 AMP SWITCH DOUBLE SOCKET OUTLET
▷	30 AMP SWITCH FOR A.C UNIT
▷	30 AMP SWITCH WATER PROOF
▷	13 AMP WATER PROOF SWITCH SOCKET OUTLET
▷▷	13 AMP WATER PROOF DOUBLE SWITCH SOCKET OUTLET
▷	20 AMP SWITCH SOCKET OUTLET FOR OVEN
↙	ONE WAY SWITCH 15 AMP, ONE GANG
↘	TWO WAY SWITCH 15 AMP
↙	ONE WAY LIGHT TIMER SWITCH 15 AMP, ONE GANG
⊕	13 AMP FLOOR SWITCH SOCKET OUTLET
▷	13 AMP FLOOR SWITCH SOCKET OUTLET: DOUBLE
⊕wp	WEATHER PROOF SWITCH 15 AMP
⊕	SURFACE MOUNTED CIRC. FLOURESCENT LIGHT
○	SURFACE MOUNTED CEILING LIGHT
◻	WALKWAY SPOT LIGHT
⊖	INTERNAL WALL MOUNTED LIGHT
⊖	EXTERNAL WALL MOUNTED LIGHT
⊕wp	FLASH MOUNTED WALL LIGHT
⊖	PICTURE LIGHT
⊕	BOLLARDS LIGHT (Garden)
⊕	PARAPET WALL LIGHT
⊕	MIRROR LIGHT
BG	MANUAL BREAK GLASS
FACP	FIRE ALARM CONTROL PANEL
E	FIRE ALARM BELL
▬	2 X 40W SURF. MOUNTED FLOURESCENT LIGHT
☼	CHANDELLER
⊕	T. V. ANTENA
⊕	INTERCOM
▷	BELL PUSH
□	A. C. UNIT WINDOW TYPE
▭	A. C. UNIT SPLIT TYPE
⊕	WALL FAN
⊕	EXHAUST FAN
⊕	CEILING FAN
⊕	CEILING EXHAUST FAN
⊕	CEILING FAN REGULATOR
⊕	WATER HEATER
⊕	SMOCK DETECTOR
⊕	DISTRIBUTION BOARD
M	METER BOARD
⊕	MAIN PANEL BOARD
EL	EMERGENCY LIGHT
▷	TELEPHONE
TEL	TELEPHONE DISTRIBUTION POINT BOX
⊕	CENTRAL A/C WALL MOUNTED AIR SUPPLY
⊕	CENTRAL A/C CEILING MOUNTED AIR RETURN
⊕	CENTRAL A/C WALL MOUNTED AIR SUPPLY
⊕	CENTRAL A/C CEILING MOUNTED AIR RETURN
⊕	SPOT LIGHT
—	LED STRIP LIGHT

REVISIONS

SL.NO	DATE	DESCRIPTION	DRAWN BY.
1	18-8-2020	AMENDMENT	ARCH.FATIMA

TASMEEM ENGINEERING
ARCHITECTS & ENGINEERS

C. R. No. 87367-2, EPP L& BN/197
P.O.Box No.33130, Tel: (+973)17002172
Tubli - Kingdom of Bahrain
info@tasmeemeng.com / tasmeem@batelco.com.bh
www.tasmeemeng.com / instagram:tasmeem_bh

PROJECT
TWO STOREY VILLA

LOCATION.
EKER , KINGDOM OF BAHRAIN

CLIENT :
Mr. EBRAHIM HABIB ALMUGHANI

DRAWING TITLE
FIRST FLOOR ELECTRICAL PLAN

SCALE(A3) 1:150	DATE NOVEMBER 2019	JOB No. TMA-071-19
--------------------	-----------------------	-----------------------

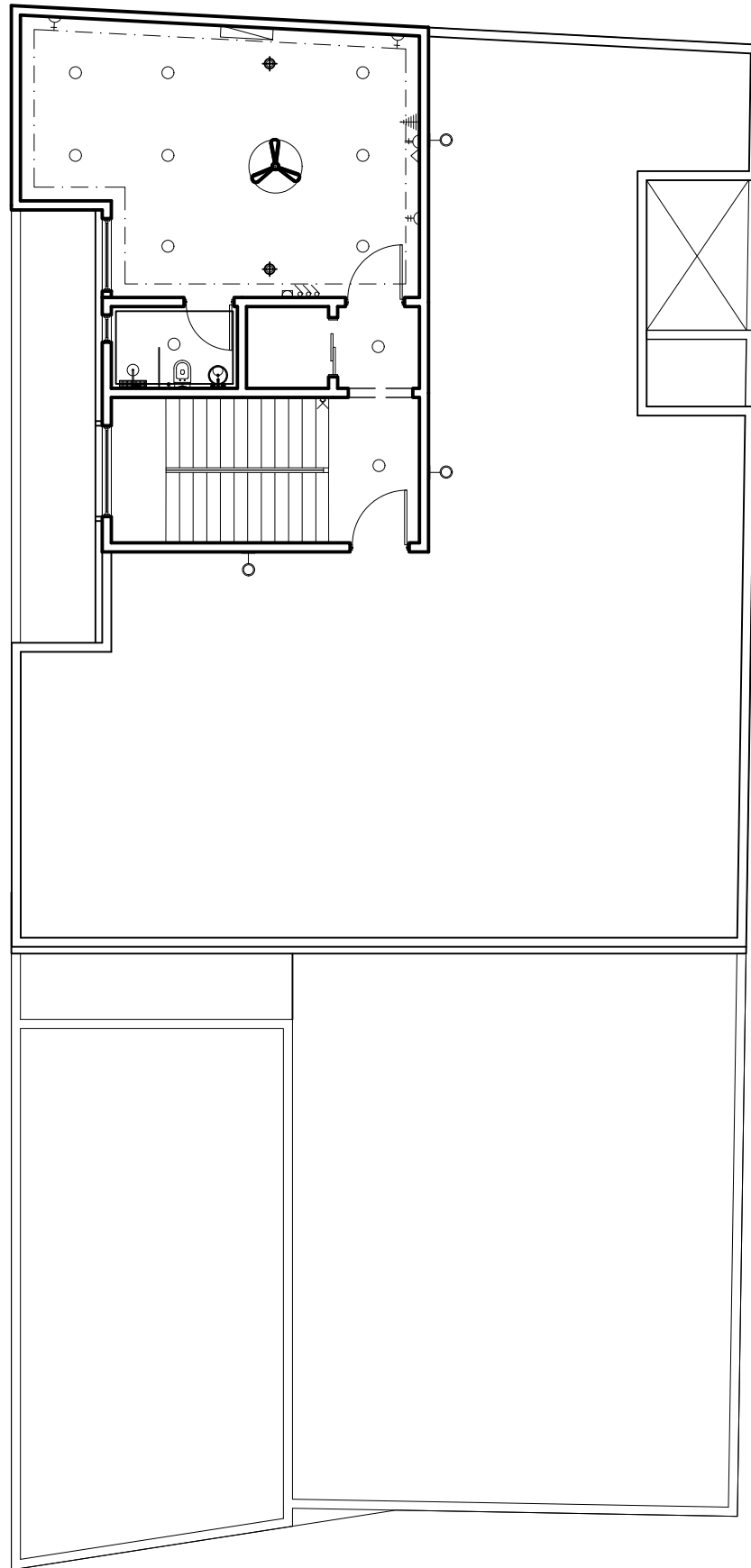
DRAWN BY: MUHAMMED MUSTHAFA FILE - TMA-071-19

CHECKED BY: FATIMA ALMUSAWI	DRAWING No.
ARCHITECT DR. HASSAN RADHI	STRUCTURAL ENG. SYED MUJEEB

EL
02
06

© THIS IS THE PROPERTY OF TASMEEM ENGINEERING AND IS NOT TO BE REPRODUCED, COPIED, HANDED OVER TO A THIRD PARTY OR USED FOR ANY PURPOSE OTHER THAN THAT FOR WHICH IT HAS BEEN LOANED WITHOUT WRITTEN PERMISSION.

ATG-071-19-TMA



SECOND FLOOR ELECTRICAL PLAN
 TMA071
 E W I
 SCALE 1:150 M

SYMBOL	DESCRIPTION
▷	13 AMP SWITCH SOCKET OUTLET
▷	13 AMP SWITCH DOUBLE SOCKET OUTLET
▷	30 AMP SWITCH FOR A.C UNIT
▷	30 AMP SWITCH WATER PROOF
▷	13 AMP WATER PROOF SWITCH SOCKET OUTLET
▷	13 AMP WATER PROOF DOUBLE SWITCH SOCKET OUTLET
▷	20 AMP SWITCH SOCKET OUTLET FOR OVEN
↙	ONE WAY SWITCH 15 AMP, ONE GANG
↘	TWO WAY SWITCH 15 AMP
↙	ONE WAY LIGHT TIMER SWITCH 15 AMP, ONE GANG
⊕	13 AMP FLOOR SWITCH SOCKET OUTLET
▷	13 AMP FLOOR SWITCH SOCKET OUTLET: DOUBLE
⊕wp	WEATHER PROOF SWITCH 15 AMP
⊕	SURFACE MOUNTED CIRC. FLOURESCENT LIGHT
○	SURFACE MOUNTED CEILING LIGHT
□	WALKWAY SPOT LIGHT
⊖	INTERNAL WALL MOUNTED LIGHT
⊖	EXTERNAL WALL MOUNTED LIGHT
⊖wp	FLASH MOUNTED WALL LIGHT
⊖	PICTURE LIGHT
⊖	BOLLARDS LIGHT (Garden)
⊖	PARAPET WALL LIGHT
●	MIRROR LIGHT
BG	MANUAL BREAK GLASS
FACP	FIRE ALARM CONTROL PANEL
F	FIRE ALARM BELL
▬	2 X 40W SURF. MOUNTED FLOURESCENT LIGHT
☼	CHANDELLER
⊖	T. V. ANTENA
⊖	INTERCOM
▷	BELL PUSH
□	A. C. UNIT WINDOW TYPE
▬	A. C. UNIT SPLIT TYPE
⊖	WALL FAN
⊖	EXHAUST FAN
⊖	CEILING FAN
⊖	CEILING EXHAUST FAN
⊖	CEILING FAN REGULATOR
⊖	WATER HEATER
⊖	SMOCK DETECTOR
⊖	DISTRIBUTION BOARD
M	METER BOARD
▬	MAIN PANEL BOARD
EL	EMERGENCY LIGHT
▷	TELEPHONE
TEL	TELEPHONE DISTRIBUTION POINT BOX
⊖	CENTRAL A/C WALL MOUNTED AIR SUPPLY
⊖	CENTRAL A/C CEILING MOUNTED AIR RETURN
⊖	CENTRAL A/C WALL MOUNTED AIR SUPPLY
⊖	CENTRAL A/C CEILING MOUNTED AIR RETURN
⊖	SPOT LIGHT
▬	LED STRIP LIGHT

NOTES :

1. ALL DIMENSIONS ARE IN MILLIMETERS UNLESS OTHERWISE SPECIFIED.
2. DRAWINGS SHALL NOT BE SCALED, ALL DIMENSIONS ARE FINAL.
3. REFER TO ENLARGED DETAIL FOR MORE INFORMATION.
4. REFER TO SPECIFICATIONS FOR COMPLETE INFORMATION INCLUDING MATERIALS TO BE USED FOR FABRICATION.
5. PRIOR TO COMMENCING ANY WORK, CONTRACTOR SHALL VERIFY EXISTING SITE CONDITIONS, AND ESTABLISH DATUM POINTS INDICATED IN THE DRAWING. IN CASE OF DISCREPANCIES, CONSULTANT SHOULD BE NOTIFIED IMMEDIATELY BEFORE COMMENCING WORK.
6. NO OTHER DRAWINGS TO BE USED DURING CONSTRUCTION EXCEPT DRAWINGS SIGNED AND SEALED BY TASMEEM ENGINEERING BUREAU.

REVISIONS

SL. NO.	DATE	DESCRIPTION	DRAWN BY.
1	18-8-2020	AMENDMENT	ARCH. FATIMA

TASMEEM ENGINEERING
 ARCHITECTS & ENGINEERS
 مهندسون ومهندسات
 C. R. No. 87367-2, EPP L& BN/197
 P.O.Box No.33130, Tel: (+973)17002172
 Tubli - Kingdom of Bahrain
 info@tasmeemeng.com / tasmeem@batelco.com.bh
 www.tasmeemeng.com / instagram:tasmeem_bh

PROJECT
TWO STOREY VILLA

LOCATION:
EKER , KINGDOM OF BAHRAIN

CLIENT :
Mr. EBRAHIM HABIB ALMUGHANI

DRAWING TITLE
SECOND FLOOR ELECTRICAL PLAN

SCALE(A3) 1:150	DATE NOVEMBER 2019	JOB No. TMA-071-19
--------------------	-----------------------	-----------------------

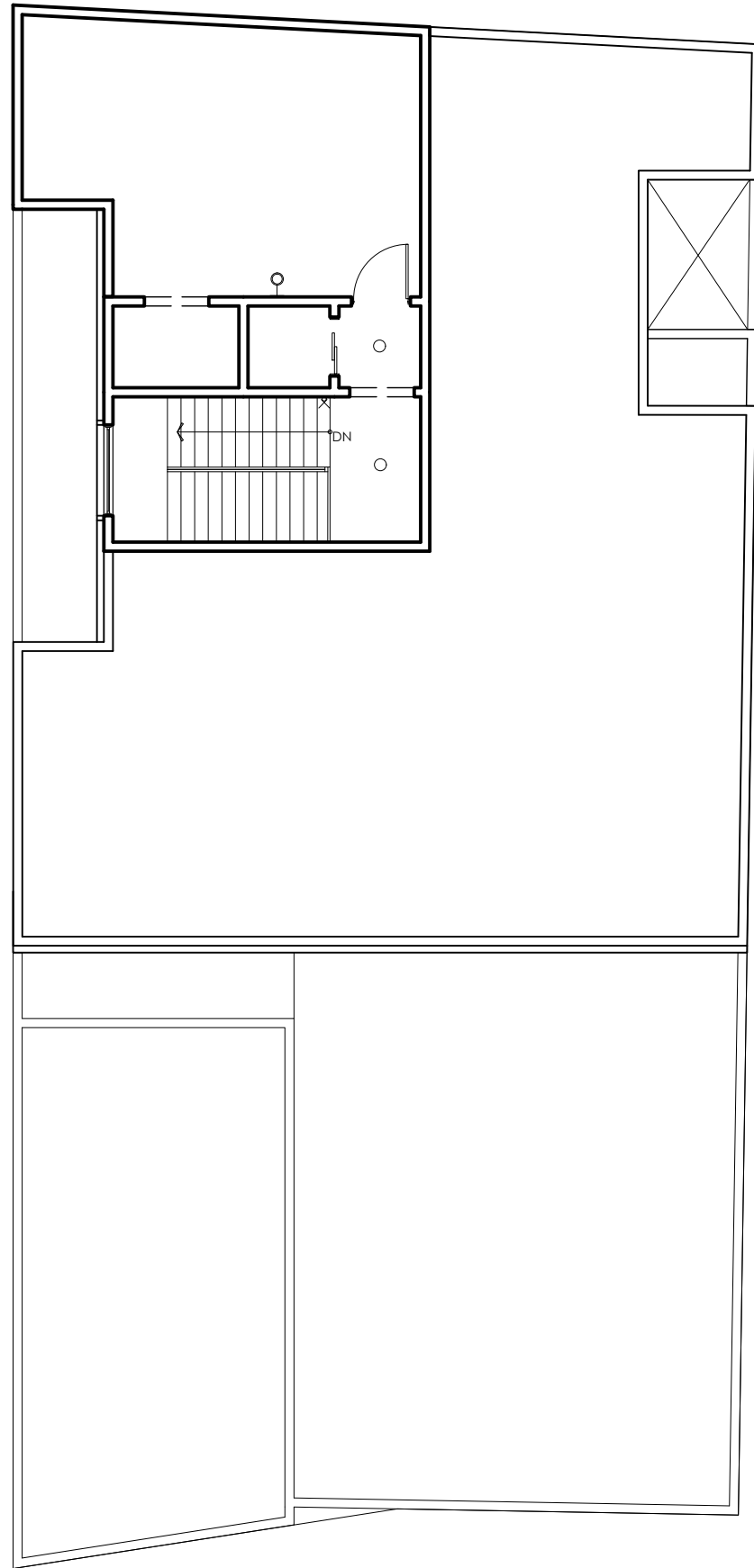
DRAWN BY: MUHAMMED MUSTHAFA FILE - TMA-071-19
 CHECKED BY: FATIMA ALMUSAWI

ARCHITECT DR. HASSAN RADHI	STRUCTURAL ENG. SYED MUJEEB
-------------------------------	--------------------------------

DRAWING No.
EL
03
06

© THIS IS THE PROPERTY OF TASMEEM ENGINEERING AND IS NOT TO BE REPRODUCED, COPIED, HANDED OVER TO A THIRD PARTY OR USED FOR ANY PURPOSE OTHER THAN THAT FOR WHICH IT HAS BEEN LOANED WITHOUT WRITTEN PERMISSION.

ATG-071-19-TMA



TMA071
E. W1
ROOF DECK ELECTRICAL PLAN
SCALE 1:150 M

NOTES :

1. ALL DIMENSIONS ARE IN MILLIMETERS UNLESS OTHERWISE SPECIFIED.
2. DRAWINGS SHALL NOT BE SCALED, ALL DIMENSIONS ARE FINAL.
3. REFER TO ENLARGED DETAIL FOR MORE INFORMATION.
4. REFER TO SPECIFICATIONS FOR COMPLETE INFORMATION INCLUDING MATERIALS TO BE USED FOR FABRICATION.
5. PRIOR TO COMMENCING ANY WORK, CONTRACTOR SHALL VERIFY EXISTING SITE CONDITIONS, AND ESTABLISH DATUM POINTS INDICATED IN THE DRAWING. IN CASE OF DISCREPANCIES, CONSULTANT SHOULD BE NOTIFIED IMMEDIATELY BEFORE COMMENCING WORK.
6. NO OTHER DRAWINGS TO BE USED DURING CONSTRUCTION EXCEPT DRAWINGS SIGNED AND SEALED BY TASMEEM ENGINEERING BUREAU.

SYMBOL	DESCRIPTION
▷	13 AMP SWITCH SOCKET OUTLET
▷	13 AMP SWITCH DOUBLE SOCKET OUTLET
▷	30 AMP SWITCH FOR A.C UNIT
▷	30 AMP SWITCH WATER PROOF
▷	13 AMP WATER PROOF SWITCH SOCKET OUTLET
▷	13 AMP WATER PROOF DOUBLE SWITCH SOCKET OUTLET
▷	20 AMP SWITCH SOCKET OUTLET FOR OVEN
↙	ONE WAY SWITCH 15 AMP, ONE GANG
↘	TWO WAY SWITCH 15 AMP
↙	ONE WAY LIGHT TIMER SWITCH 15 AMP, ONE GANG
⊕	13 AMP FLOOR SWITCH SOCKET OUTLET
▷	13 AMP FLOOR SWITCH SOCKET OUTLET: DOUBLE
⊕wp	WEATHER PROOF SWITCH 15 AMP
⊕	SURFACE MOUNTED CIRC. FLOURESCENT LIGHT
○	SURFACE MOUNTED CEILING LIGHT
□	WALKWAY SPOT LIGHT
⊖	INTERNAL WALL MOUNTED LIGHT
⊖	EXTERNAL WALL MOUNTED LIGHT
⊖wp	FLASH MOUNTED WALL LIGHT
⊖	PICTURE LIGHT
⊖	BOLLARDS LIGHT (Garden)
⊖	PARAPET WALL LIGHT
⊖	MIRROR LIGHT
BG	MANUAL BREAK GLASS
FACP	FIRE ALARM CONTROL PANEL
E	FIRE ALARM BELL
▬	2 X 40W SURF. MOUNTED FLOURESCENT LIGHT
☼	CHANDELLER
⊖	T. V. ANTENA
⊖	INTERCOM
▷	BELL PUSH
□	A. C. UNIT WINDOW TYPE
▬	A. C. UNIT SPLIT TYPE
⊖	WALL FAN
⊖	EXHAUST FAN
⊖	CEILING FAN
⊖	CEILING EXHAUST FAN
⊖	CEILING FAN REGULATOR
⊖	WATER HEATER
⊖	SMOCK DETECTOR
⊖	DISTRIBUTION BOARD
M	METER BOARD
▬	MAIN PANEL BOARD
EL	EMERGENCY LIGHT
▷	TELEPHONE
TEL	TELEPHONE DISTRIBUTION POINT BOX
⊖	CENTRAL A/C WALL MOUNTED AIR SUPPLY
⊖	CENTRAL A/C CEILING MOUNTED AIR RETURN
⊖	CENTRAL A/C WALL MOUNTED AIR SUPPLY
⊖	CENTRAL A/C CEILING MOUNTED AIR RETURN
⊖	SPOT LIGHT
▬	LED STRIP LIGHT

REVISIONS

SL.NO	DATE	DESCRIPTION	DRAWN BY.
1	18-8-2020	AMENDMENT	ARCH.FATIMA

TASMEEM ENGINEERING
ARCHITECTS & ENGINEERS

C. R. No. 87367-2, EPP L& BN/197
P.O.Box No.33130, Tel: (+973)17002172
Tubli - Kingdom of Bahrain
info@tasmeemeng.com / tasmeem@batelco.com.bh
www.tasmeemeng.com / instagram:tasmeem_bh

PROJECT
TWO STOREY VILLA

LOCATION.
EKER , KINGDOM OF BAHRAIN

CLIENT :
Mr. EBRAHIM HABIB ALMUGHANI

DRAWING TITLE
ROOF DECK ELECTRICAL PLAN

SCALE(A3) 1:150	DATE NOVEMBER 2019	JOB No. TMA-071-19
--------------------	-----------------------	-----------------------

DRAWN BY: MUHAMMED MUSTHAFA FILE - TMA-071-19

CHECKED BY: FATIMA ALMUSAWI	DRAWING No.
ARCHITECT DR. HASSAN RADHI	STRUCTURAL ENG. SYED MUJEEB

EL

04

06

NOTES :

1. ALL DIMENSIONS ARE IN MILLIMETERS UNLESS OTHERWISE SPECIFIED.
2. DRAWINGS SHALL NOT BE SCALED, ALL DIMENSIONS ARE FINAL.
3. REFER TO ENLARGED DETAIL FOR MORE INFORMATION.
4. REFER TO SPECIFICATIONS FOR COMPLETE INFORMATION INCLUDING MATERIALS TO BE USED FOR FABRICATION.
5. PRIOR TO COMMENCING ANY WORK, CONTRACTOR SHALL VERIFY EXISTING SITE CONDITIONS, AND ESTABLISH DATUM POINTS INDICATED IN THE DRAWING. IN CASE OF DISCREPANCIES, CONSULTANT SHOULD BE NOTIFIED IMMEDIATELY BEFORE COMMENCING WORK.
6. NO OTHER DRAWINGS TO BE USED DURING CONSTRUCTION EXCEPT DRAWINGS SIGNED AND SEALED BY TASMEEM ENGINEERING BUREAU.

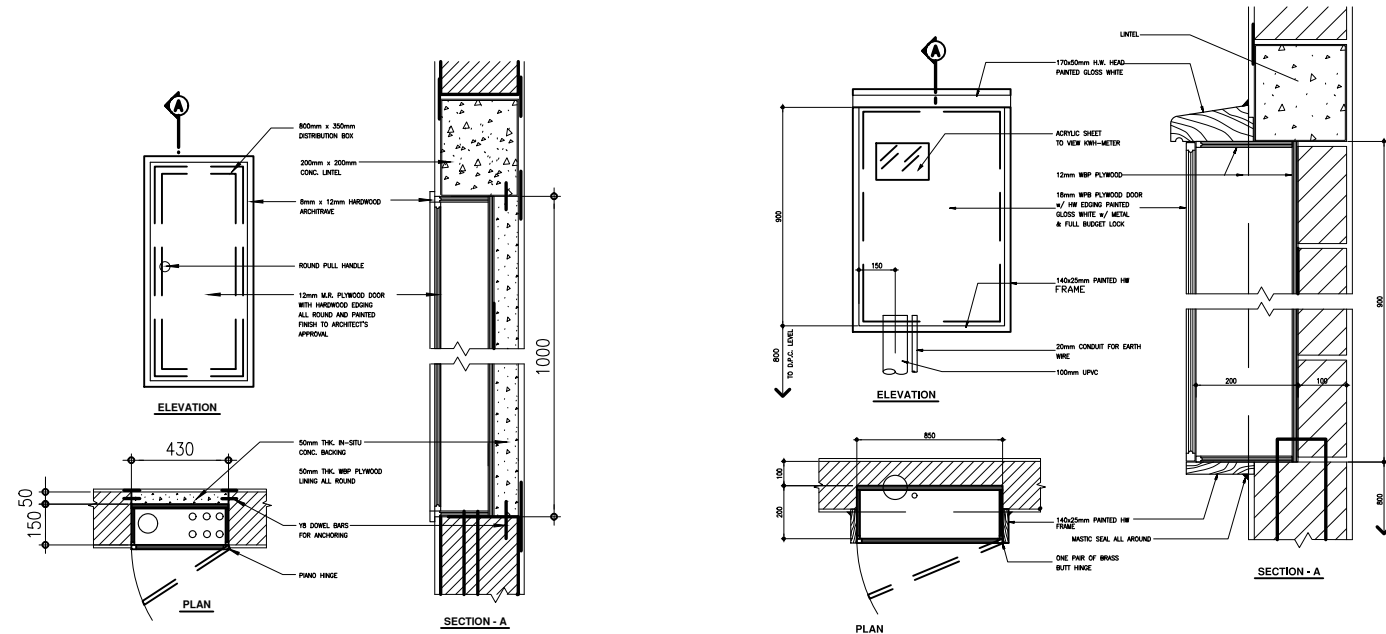
**BATELCO GENERAL NOTES
(RESIDENTIAL HOUSES & VILLAS)**

- ① 1x38mm PVC PIPE LEAD-IN TO BE LAID AT 800mm BELOW GROUND LEVEL AND EXTENDED ONE (1) METER BEYOND THE BOUNDARY WALL AS SHOWN IN THE DRAWING.
- ② A RECESSED TEL. DISTRIBUTION BOX (180x140x80) TO BE INSTALLED AT A LEVEL OF 800mm IN THE GROUND FLOOR AND CONNECTED TO THE LEAD-IN.
- ③ AS PER BATELCO'S TELEPHONE SERVICE REQUIREMENTS IN EVERY FLOOR, INDIVIDUAL 20mm PVC PIPES SHOULD BE CONNECTED FROM EACH FLAT TO THE DISTRIBUTION BOX.

ELECTRICAL NOTES:

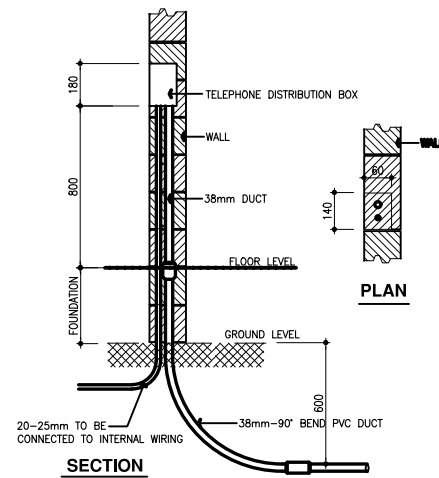
- ① ALL ELECTRICAL CABLES AND WIRES SHALL BE OF BRITISH MADE AND SHALL BE IN PLASTIC CONDUIT AND CONCEALED ON WALLS OR FLOORS. CABLES AND WIRES MUST BE APPROVED BY B. S. E. D.
- ② ALL ELECTRICAL WORKS SHALL BE TESTED AND APPROVED BY B. S. E. D.
- ③ ALL UNDER GROUND ELECTRICAL CABLE SHOULD BE WATERPROOF AND WEATHER PROOF. TO BE APPROVED BY THE CONSULTANT.
- ④ CONTRACTOR SHOULD PROVIDE WARNING TAPE ABOVE UNDER GROUND ELECTRICAL CABLE AND TELEPHONE CABLE.
- ⑤ ALL UNDER GROUND ELECTRICAL AND TELEPHONE CABLE SHOULD BE COVERED WITH CONCRETE TILES OR BRICKS AS PER CONSULTANT'S APPROVAL.
- ⑥ EXCEPT OTHERWISE NOTED, THE FOLLOWING HEIGHTS FROM FINISH FLOOR LINE TO BOTTOM OF PLATE SHALL BE USED INSTALLATION FOR :

SWITCHES	1500 mm
13A SOCKET OUTLET	300 mm
BRACKET LIGHT	2400 mm
AC UNIT (WINDOW TYPE)	2100 mm
AC UNIT SOCKET	1500 mm
AC UNIT SWITCH	1500 mm
FAN SWITCH (REGULATOR)	1500 mm
COOKER POINT	1200 mm
WATER HEATER OUTLET	2400 mm
WATER HEATER SWITCH	1500 mm
WASHING MACHINE	1400 mm
TELEPHONE OUTLET	300 mm
T.V. ANTENNA OUTLET	300 mm
- ⑦ THE CONTRACTOR SHALL SUBMIT A COMPLETE SET OF ALL ELECTRICAL DRAWINGS REQUIRED FOR THE SPECIFIED PROJECT BEFORE STARTING OF WORKS AND SHALL BE OF SITE ENGINEER'S APPROVAL.
- ⑧ THE CONTRACTOR SHALL BE RESPONSIBLE IN THE INSTALLATION OF ALL CHANDELLIER HOOKS AND SHALL BE OF SITE ENGINEER'S APPROVAL.

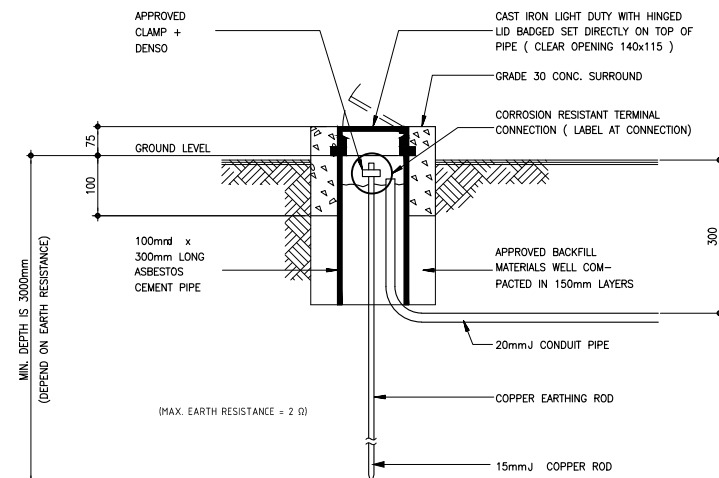


DISTRIBUTION BOARD DETAIL
NOT TO SCALE

TYPICAL METER BOX DETAIL
NOT TO SCALE



SINGLE WAY DUCT 38MM
NOT TO SCALE



EARTHING PIT
NOT TO SCALE

REVISIONS

SL.NO	DATE	DESCRIPTION	DRAWN BY.
1	18-8-2020	AMENDMENT	ARCH.FATIMA

TASMEEM ENGINEERING

مهندسون و معمارون
ARCHITECTS & ENGINEERS

C. R. No. 87367-2, EPP L&B/197
P.O.Box No.33130, Tel: (+973)17002172
Tubli - Kingdom of Bahrain
info@tasmeemeng.com / tasmeem@batelco.com.bh
www.tasmeemeng.com / instagram:tasmeem_bh

PROJECT
TWO STOREY VILLA

LOCATION.
EKER , KINGDOM OF BAHRAIN

CLIENT :
Mr. EBRAHIM HABIB ALMUGHANI

DRAWING TITLE
ELECTRICAL

SCALE(A3) 1:150	DATE NOVEMBER 2019	JOB No. TMA-071-19
--------------------	-----------------------	-----------------------

DRAWN BY: MUHAMMED MUSTHAFA FILE - TMA-071-19

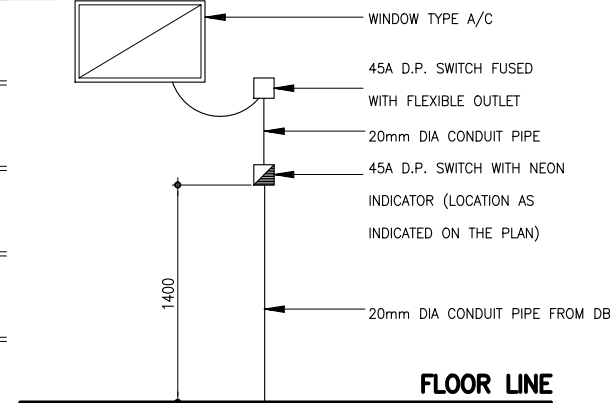
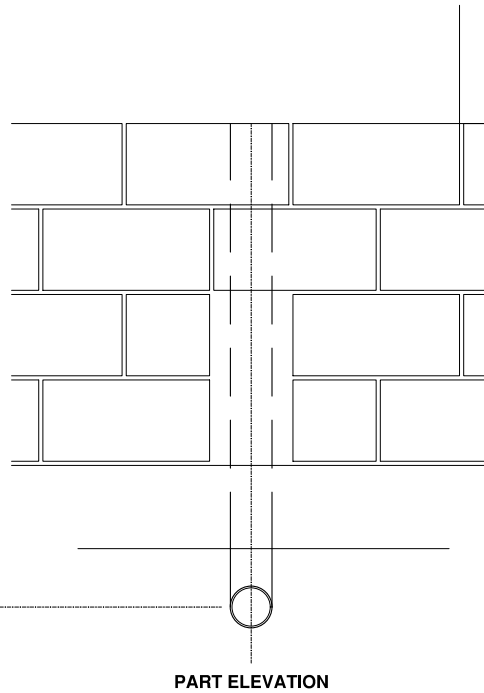
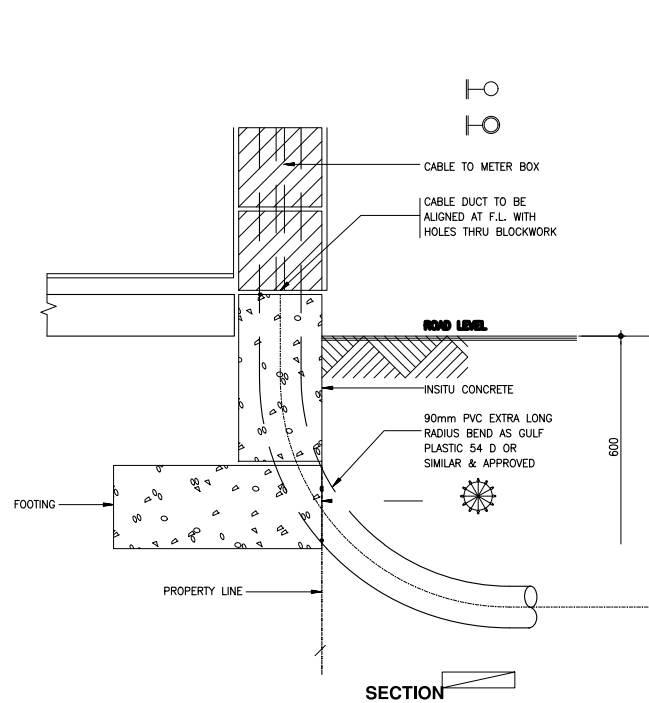
CHECKED BY: FATIMA ALMUSAWI	DRAWING No.
ARCHITECT DR. HASSAN RADHI	STRUCTURAL ENG. SYED MUJEEB



© THIS IS THE PROPERTY OF TASMEEM ENGINEERING AND IS NOT TO BE REPRODUCED, COPIED, HANDED OVER TO A THIRD PARTY OR USED FOR ANY PURPOSE OTHER THAN THAT FOR WHICH IT HAS BEEN LOANED WITHOUT WRITTEN PERMISSION.

ATG-071-19-TMA

- NOTES :**
1. ALL DIMENSIONS ARE IN MILLIMETERS UNLESS OTHERWISE SPECIFIED.
 2. DRAWINGS SHALL NOT BE SCALED, ALL DIMENSIONS ARE FINAL.
 3. REFER TO ENLARGED DETAIL FOR MORE INFORMATION.
 4. REFER TO SPECIFICATIONS FOR COMPLETE INFORMATION INCLUDING MATERIALS TO BE USED FOR FABRICATION.
 5. PRIOR TO COMMENCING ANY WORK, CONTRACTOR SHALL VERIFY EXISTING SITE CONDITIONS, AND ESTABLISH DATUM POINTS INDICATED IN THE DRAWING. IN CASE OF DISCREPANCIES, CONSULTANT SHOULD BE NOTIFIED IMMEDIATELY BEFORE COMMENCING WORK.
 6. NO OTHER DRAWINGS TO BE USED DURING CONSTRUCTION EXCEPT DRAWINGS SIGNED AND SEALED BY TASMEEM ENGINEERING BUREAU.

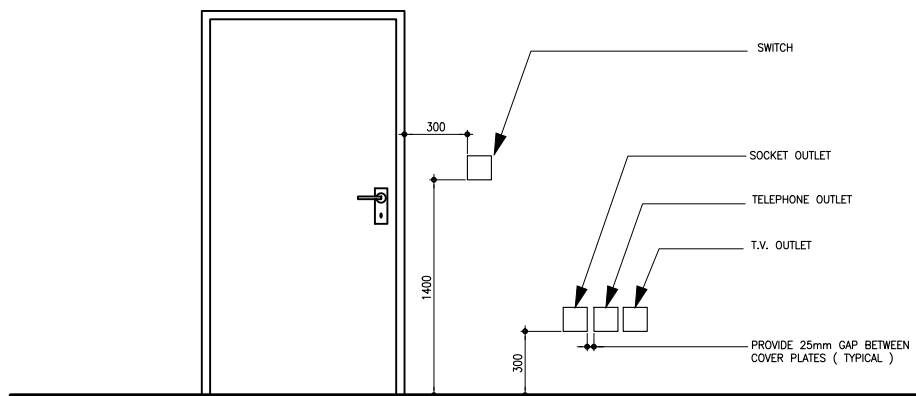


TYPICAL CONNECTION DETAILS FOR WINDOW A/C UNIT

NOT TO SCALE

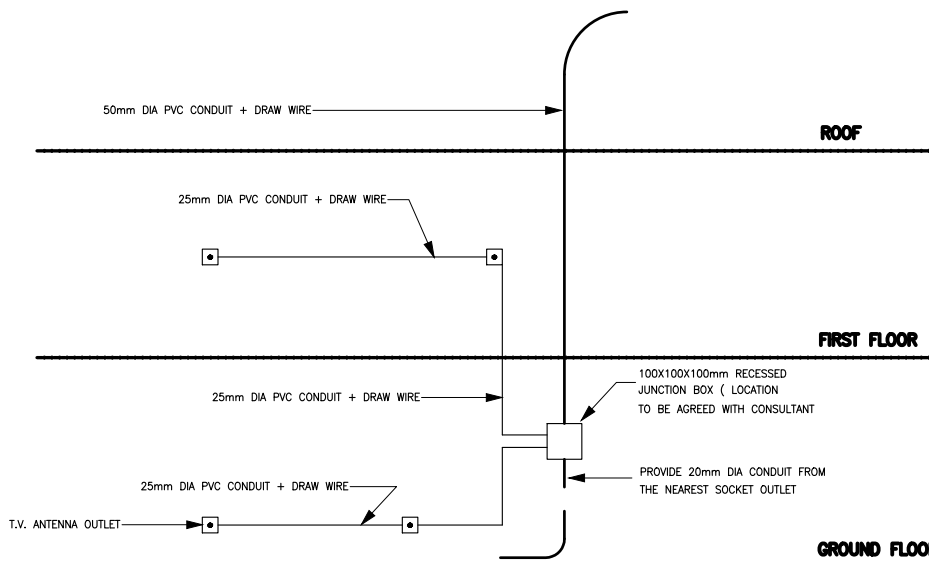
E.D. CABLE ENTRY DETAIL

NOT TO SCALE



LOCATION OF OUTLET BOXES

NOT TO SCALE



T.V. SYSTEM-SCHEMATIC CONDUIT DIAGRAM

NOT TO SCALE

REVISIONS

SL.NO	DATE	DESCRIPTION	DRAWN BY.
1	18-8-2020	AMENDMENT	ARCH.FATIMA

TASMEEM ENGINEERING
ARCHITECTS & ENGINEERS
 مهندسون ومهندسون
 C. R. No. 87367-2, EPP L&L BN/197
 P.O.Box No.33130, Tel: (+973)17002172
 Tubli - Kingdom of Bahrain
 info@tasmeemeng.com / tasmeem@batelco.com.bh
 www.tasmeemeng.com / instagram:tasmeem_bh

PROJECT
TWO STOREY VILLA

LOCATION.
EKER , KINGDOM OF BAHRAIN

CLIENT :
Mr. EBRAHIM HABIB ALMUGHANI

DRAWING TITLE
ELECTRICAL

SCALE(A3) 1:150	DATE NOVEMBER 2019	JOB No. TMA-071-19
--------------------	-----------------------	-----------------------

DRAWN BY: MUHAMMED MUSTHAFA FILE - TMA-071-19

CHECKED BY: FATIMA ALMUSAWI

ARCHITECT DR. HASSAN RADHI	STRUCTURAL ENG. SYED MUJEEB
-------------------------------	--------------------------------

DRAWING No.

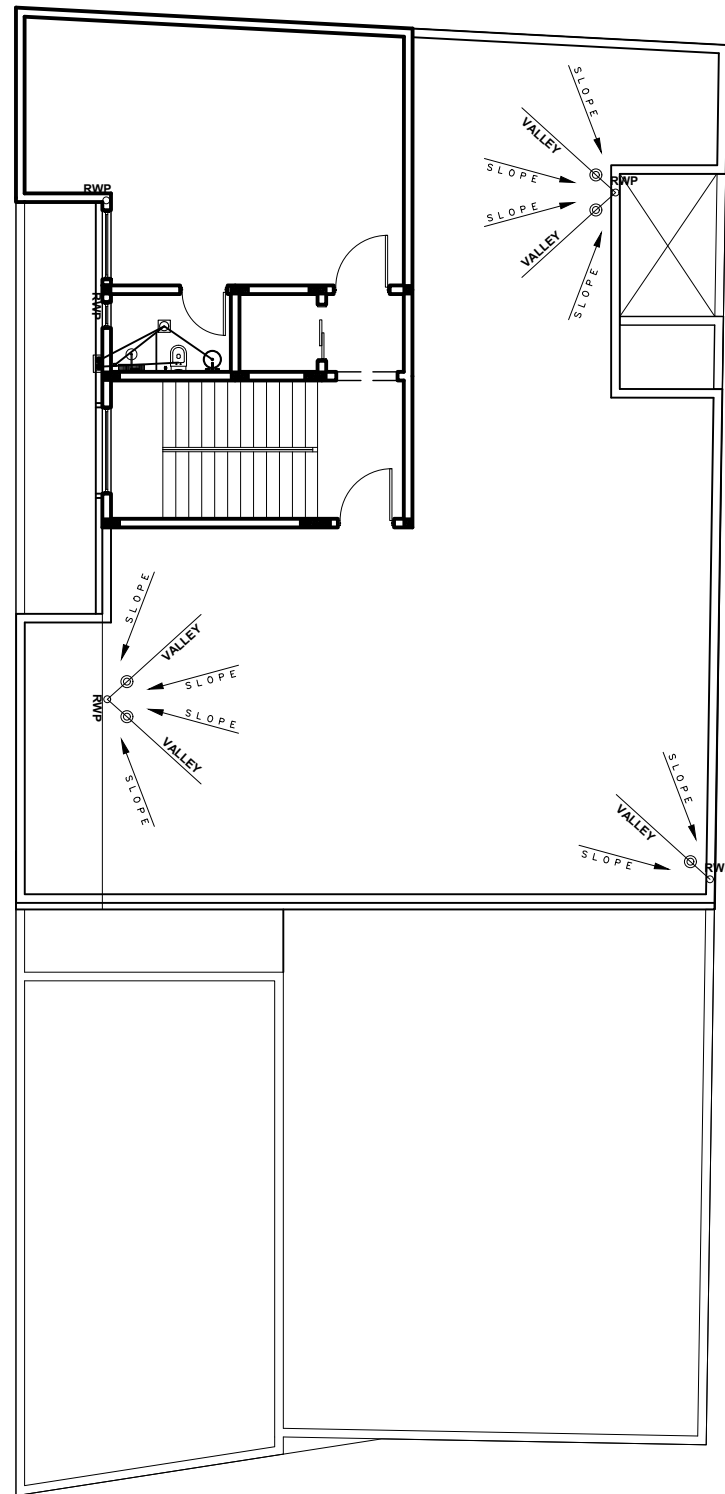
EL.

06

06

© THIS IS THE PROPERTY OF TASMEEM ENGINEERING AND IS NOT TO BE REPRODUCED, COPIED, HANDED OVER TO A THIRD PARTY OR USED FOR ANY PURPOSE OTHER THAN THAT FOR WHICH IT HAS BEEN LOANED WITHOUT WRITTEN PERMISSION.

ATG-071-19-TMA



TMA071
A W1
SCALE 1:175 M

SECOND FLOOR PLAN

	1" WATER SUPPLY
	3" SOIL PVC PIPE
	4" WASTE PIPE
	2" VENT PIPE
	FLOOR TRAP
	FLOOR TRAP
	IRRIGATION WATER
	4" WASTE PVC PIPE
	2" RAINWATER PVC PIPE
	5" EXTERNAL DRAINING
	KITCHEN SKIN
	WATER CLOSED
	WASH BASIN
	TRANSFER PUMP
	SHOWER TRAY
	BATHTUB
	0.6 * 0.60 MANHOL
	WATER HEATER
	SOIL & WASTE PIPE
	SOIL OR WATER VENT PIPE
	GATE VALVE
	CHECK VALVE

NOTES :

1. ALL DIMENSIONS ARE IN MILLIMETERS UNLESS OTHERWISE SPECIFIED.
2. DRAWINGS SHALL NOT BE SCALED, ALL DIMENSIONS ARE FINAL.
3. REFER TO ENLARGED DETAIL FOR MORE INFORMATION.
4. REFER TO SPECIFICATIONS FOR COMPLETE INFORMATION INCLUDING MATERIALS TO BE USED FOR FABRICATION.
5. PRIOR TO COMMENCING ANY WORK, CONTRACTOR SHALL VERIFY EXISTING SITE CONDITIONS, AND ESTABLISH DATUM POINTS INDICATED IN THE DRAWING. IN CASE OF DISCREPANCIES, CONSULTANT SHOULD BE NOTIFIED IMMEDIATELY BEFORE COMMENCING WORK.
6. NO OTHER DRAWINGS TO BE USED DURING CONSTRUCTION EXCEPT DRAWINGS SIGNED AND SEALED BY TASMEEM ENGINEERING BUREAU.

REVISIONS

SL. NO.	DATE	DESCRIPTION	DRAWN BY.
1	18-8-2020	AMENDMENT	ARCH. FATIMA

TASMEEM ENGINEERING
 ARCHITECTS & ENGINEERS
 مهندسون ومهندسون
 C. R. No. 87367-2, EPP L& BN/197
 P.O.Box No.33130, Tel: (+973)17002172
 Tubli - Kingdom of Bahrain
 info@tasmeemeng.com / tasmeem@batelco.com.bh
 www.tasmeemeng.com / instagram:tasmeem_bh

PROJECT
TWO STOREY VILLA

LOCATION:
EKER , KINGDOM OF BAHRAIN

CLIENT :
Mr. EBRAHIM HABIB ALMUGHANI

DRAWING TITLE
SECOND FLOOR PLUMBING LAYOUT

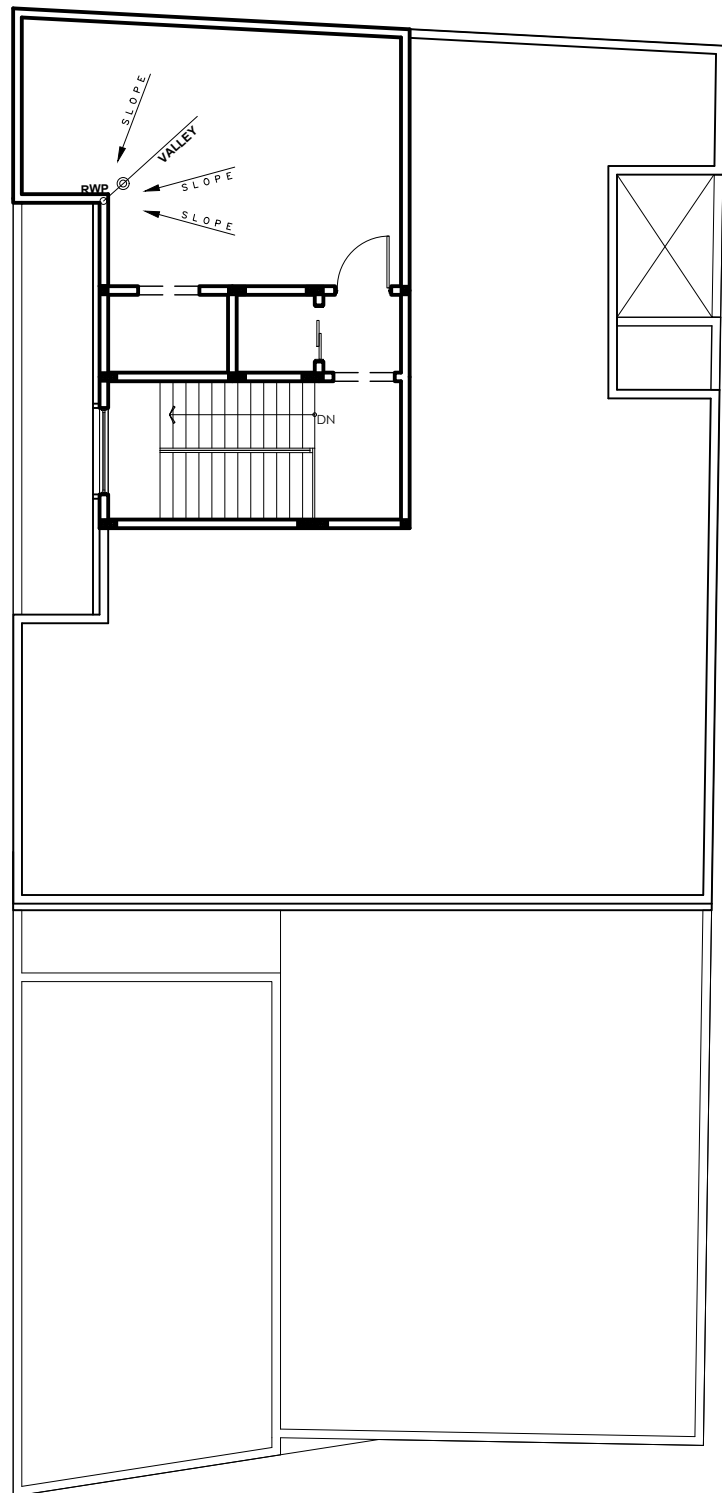
SCALE(A3) 1:150	DATE NOVEMBER 2019	JOB No. TMA-071-19
--------------------	-----------------------	-----------------------

DRAWN BY: MUHAMMED MUSTHAFA FILE - TMA-071-19

CHECKED BY: FATIMA ALMUSAWI	DRAWING No.
	PL.
	01 03
ARCHITECT DR. HASSAN RADHI	STRUCTURAL ENG. SYED MUJEEB

© THIS IS THE PROPERTY OF TASMEEM ENGINEERING AND IS NOT TO BE REPRODUCED, COPIED, HANDED OVER TO A THIRD PARTY OR USED FOR ANY PURPOSE OTHER THAN THAT FOR WHICH IT HAS BEEN LOANED WITHOUT WRITTEN PERMISSION.

ATG-071-19-TMA



TMA071
A W1
SCALE 1:175 M

NOTES :

1. ALL DIMENSIONS ARE IN MILLIMETERS UNLESS OTHERWISE SPECIFIED.
2. DRAWINGS SHALL NOT BE SCALED, ALL DIMENSIONS ARE FINAL.
3. REFER TO ENLARGED DETAIL FOR MORE INFORMATION.
4. REFER TO SPECIFICATIONS FOR COMPLETE INFORMATION INCLUDING MATERIALS TO BE USED FOR FABRICATION.
5. PRIOR TO COMMENCING ANY WORK, CONTRACTOR SHALL VERIFY EXISTING SITE CONDITIONS, AND ESTABLISH DATUM POINTS INDICATED IN THE DRAWING. IN CASE OF DISCREPANCIES, CONSULTANT SHOULD BE NOTIFIED IMMEDIATELY BEFORE COMMENCING WORK.
6. NO OTHER DRAWINGS TO BE USED DURING CONSTRUCTION EXCEPT DRAWINGS SIGNED AND SEALED BY TASMEEM ENGINEERING BUREAU.

REVISIONS

SL. NO.	DATE	DESCRIPTION	DRAWN BY.
1	18-8-2020	AMENDMENT	ARCH. FATIMA

TASMEEM ENGINEERING
 ARCHITECTS & ENGINEERS
 مهندسون ومهندسون
 C. R. No. 87367-2, EPP L& BN/197
 P.O.Box No.33130, Tel: (+973)17002172
 Tubli - Kingdom of Bahrain
 info@tasmeemeng.com / tasmeem@batelco.com.bh
 www.tasmeemeng.com / instagram:tasmeem_bh

PROJECT
TWO STOREY VILLA

LOCATION.
EKER , KINGDOM OF BAHRAIN

CLIENT :
Mr. EBRAHIM HABIB ALMUGHANI

DRAWING TITLE
ROOF DECK PLUMBING LAYOUT

SCALE(A3) 1:150	DATE NOVEMBER 2019	JOB No. TMA-071-19
--------------------	-----------------------	-----------------------

DRAWN BY: MUHAMMED MUSTHAFA FILE - TMA-071-19

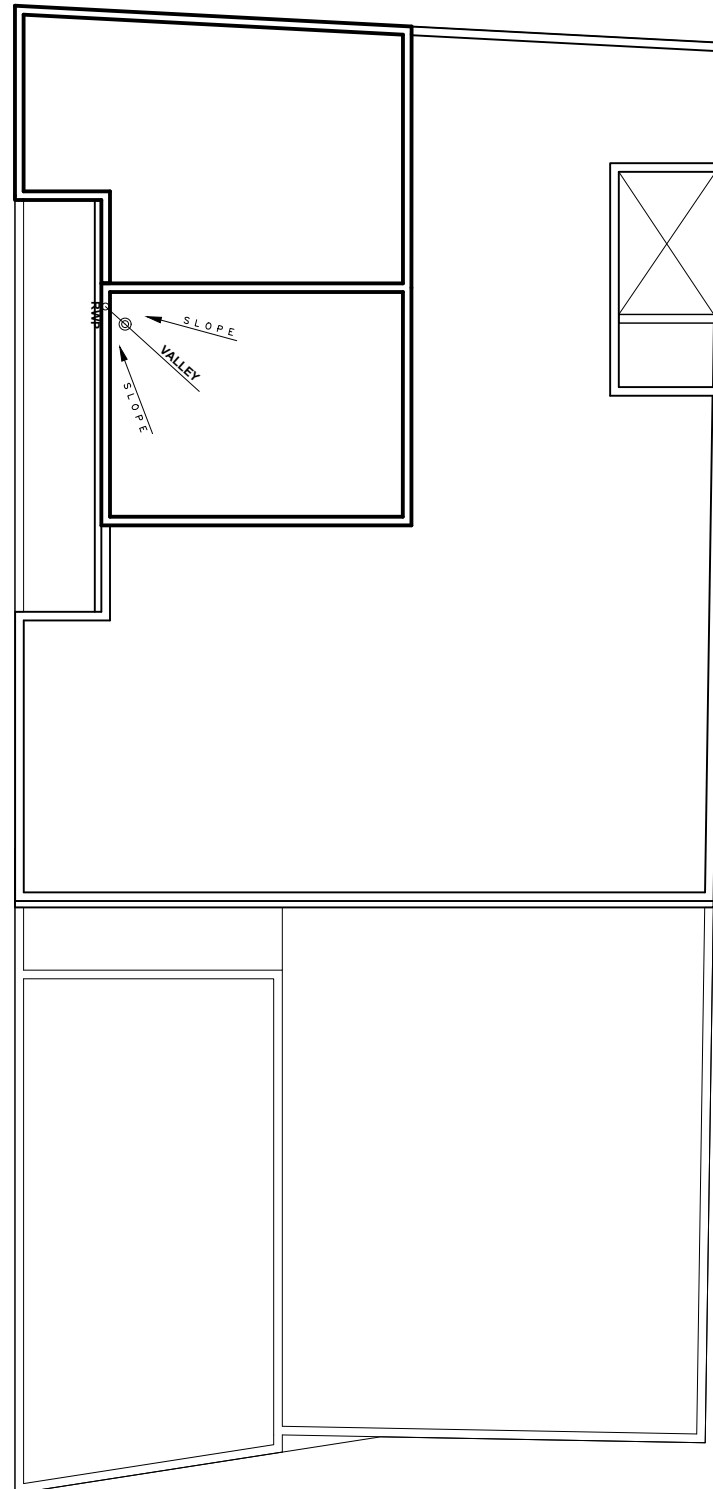
CHECKED BY: FATIMA ALMUSAWI

ARCHITECT DR. HASSAN RADHI	STRUCTURAL ENG. SYED MUJEEB	DRAWING No. PL. 02 03
-------------------------------	--------------------------------	---

	1" WATER SUPPLY
	3" SOIL PVC PIPE
	4" WASTE PIPE
	2" VENT PIPE
	FLOOR TRAP
	FLOOR TRAP
	IRRIGATION WATER
	4" WASTE PVC PIPE
	2" RAINWATER PVC PIPE
	5" EXTERNAL DRAINING
	KITCHEN SKIN
	WATER CLOSED
	WASH BASIN
	TRANSFER PUMP
	SHOWERTRAY
	BATHTUB
	0.6 * 0.60 MANHOL
	WATER HEATER
	SOILE & WASTE PIPE
	SOIL OR WATER VENT PIPE
	GATE VALVE
	CHECK VALVE

© THIS IS THE PROPERTY OF TASMEEM ENGINEERING AND IS NOT TO BE REPRODUCED, COPIED, HANDED OVER TO A THIRD PARTY OR USED FOR ANY PURPOSE OTHER THAN THAT FOR WHICH IT HAS BEEN LOANED WITHOUT WRITTEN PERMISSION.

ATG-071-19-TMA



TMA071
A W I
SCALE 1:175 M
TOP ROOF FLOOR PLAN

	1" WATER SUPPLY
	3" SOIL PVC PIPE
	4" WASTE PIPE
	2" VENT PIPE
	FLOOR TRAP
	FLOOR TRAP
	IRRIGATION WATER
	4" WASTE PVC PIPE
	2" RAINWATER PVC PIPE
	5" EXTERNAL DRAINING
	KITCHEN SKIN
	WATER CLOSED
	WASH BASIN
	TRANSFER PUMP
	SHOWERTRAY
	BATHTUB
	0.6 * 0.60 MANHOL
	WATER HEATER
	SOILE & WASTE PIPE
	SOIL OR WATER VENT PIPE
	GATE VALVE
	CHECK VALVE

NOTES :

1. ALL DIMENSIONS ARE IN MILLIMETERS UNLESS OTHERWISE SPECIFIED.
2. DRAWINGS SHALL NOT BE SCALED, ALL DIMENSIONS ARE FINAL.
3. REFER TO ENLARGED DETAIL FOR MORE INFORMATION.
4. REFER TO SPECIFICATIONS FOR COMPLETE INFORMATION INCLUDING MATERIALS TO BE USED FOR FABRICATION.
5. PRIOR TO COMMENCING ANY WORK, CONTRACTOR SHALL VERIFY EXISTING SITE CONDITIONS, AND ESTABLISH DATUM POINTS INDICATED IN THE DRAWING. IN CASE OF DISCREPANCIES, CONSULTANT SHOULD BE NOTIFIED IMMEDIATELY BEFORE COMMENCING WORK.
6. NO OTHER DRAWINGS TO BE USED DURING CONSTRUCTION EXCEPT DRAWINGS SIGNED AND SEALED BY TASMEEM ENGINEERING BUREAU.

REVISIONS

SL. NO.	DATE	DESCRIPTION	DRAWN BY.
1	18-8-2020	AMENDMENT	ARCH.FATIMA

TASMEEM ENGINEERING
 ARCHITECTS & ENGINEERS
 C. R. No. 87367-2, EPP L& BN/197
 P.O.Box No.33130, Tel: (+973)17002172
 Tubli - Kingdom of Bahrain
 info@tasmeemeng.com / tasmeem@batelco.com.bh
 www.tasmeemeng.com / instagram:tasmeem_bh

PROJECT
TWO STOREY VILLA

LOCATION.
EKER , KINGDOM OF BAHRAIN

CLIENT :
Mr. EBRAHIM HABIB ALMUGHANI

DRAWING TITLE
TOP ROOF PLUMBING LAYOUT

SCALE(A3) 1:150	DATE NOVEMBER 2019	JOB No. TMA-071-19
--------------------	-----------------------	-----------------------

DRAWN BY: MUHAMMED MUSTHAFA FILE - TMA-071-19

CHECKED BY: FATIMA ALMUSAWI	DRAWING No.
ARCHITECT DR, HASSAN RADHI	STRUCTURAL ENG. SYED MUJEEB